



COVID-19 TRACKER

June 2020

METHODOLOGY

Each week ORB International polls a **nationally representative** sample of n=2,000 adults aged 18+ throughout England, Scotland, Wales and Northern Ireland. The core tracking questions are :-

How strongly do you agree or disagree with the following statements?

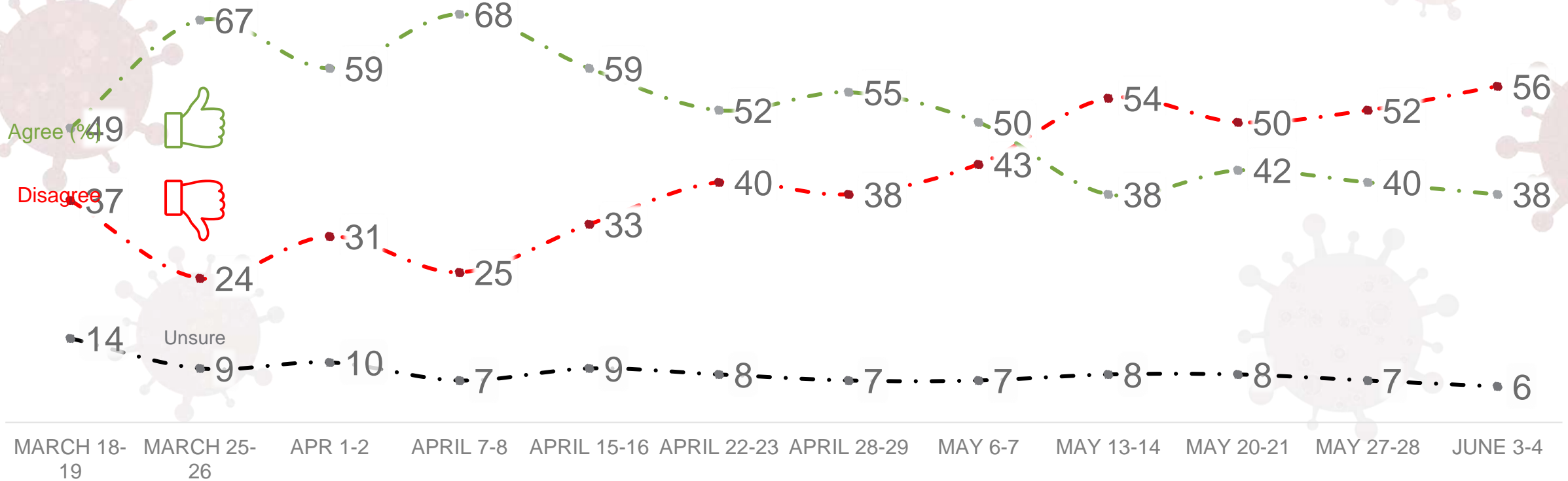
- 1 I think the UK Government is handling the Coronavirus crisis well
- 2 I think that the spread of the virus is now under control
- 3 I think the Prime Minister is showing leadership during this crisis

Topical questions each week are inserted and not necessarily tracked week on week.

- **Sample Sizes :**
March 18-20 n=2,094 March 25-26 n=2,085 April 1-2 n=2,077
April 8th n=2,112 April 15-16 n=2103 April 22-23 n=2,095
April 29th-30th n=2,082 May 6th-7th n=2,091 May 13-14. n=2,095
May 20-21 n=2,113 May 27th-28th n = 2085 June 3-4th n=2090
- The statistical margin of error at the 95% confidence level is $\pm 2.2\%$

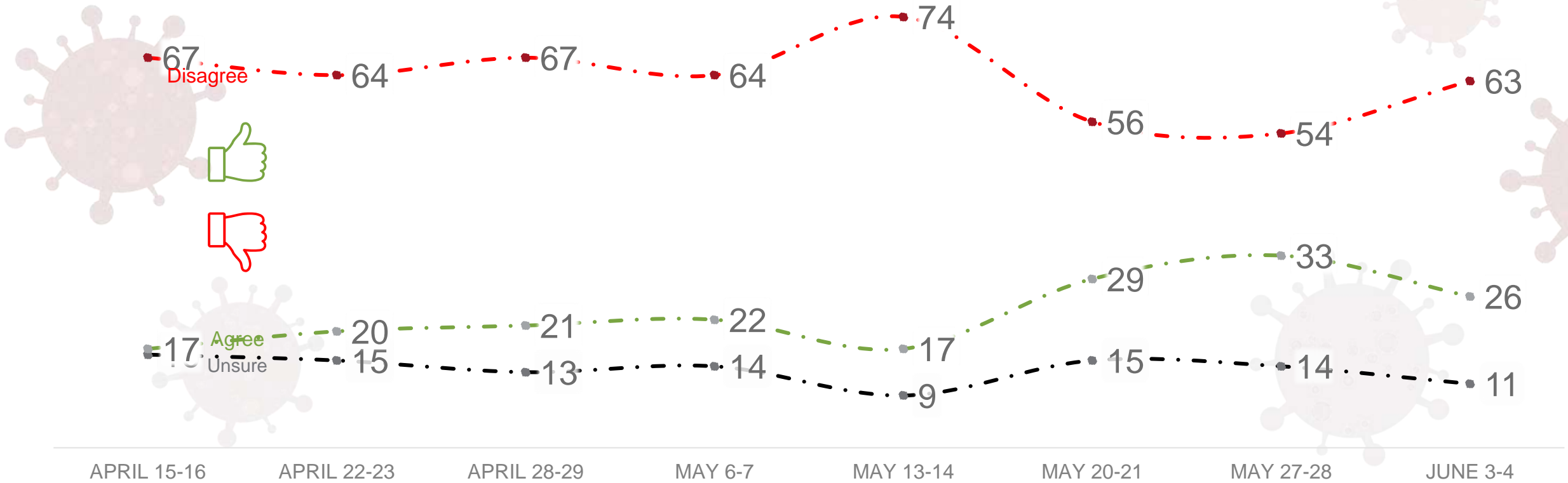


CORONAVIRUS : IS THE GOVERNMENT HANDLING IT WELL?



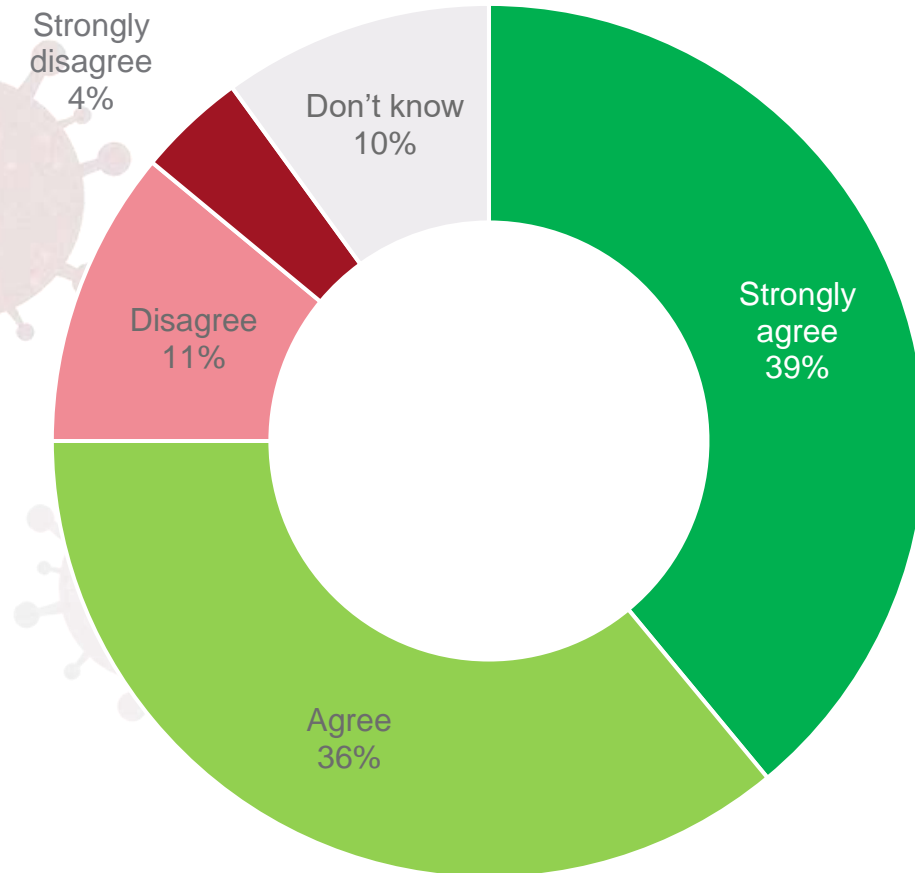
Q How strongly do you agree or disagree with the following statement? I think the UK Government is handling the Coronavirus well.

CORONAVIRUS : UNDER CONTROL?



Q How strongly do you agree or disagree with the following statement? I think the spread of the virus in the UK is under control

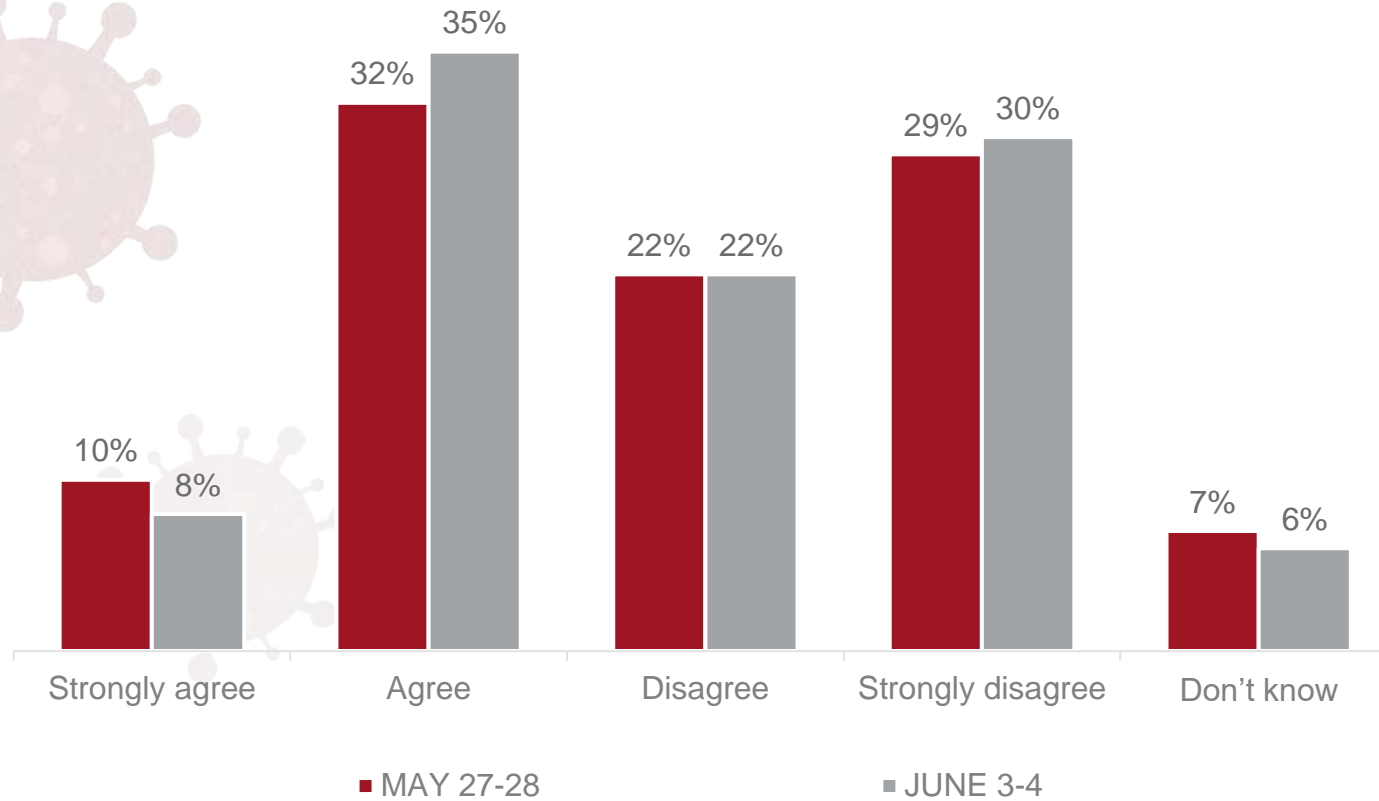
CORONAVIRUS : TRAVELLER'S QUARANTINE



- Three quarters (75%) support the new 14-day quarantine on travellers entering the UK from Monday
- However, this is a 17% fall from when we first asked this question on 29/30 April (92%).

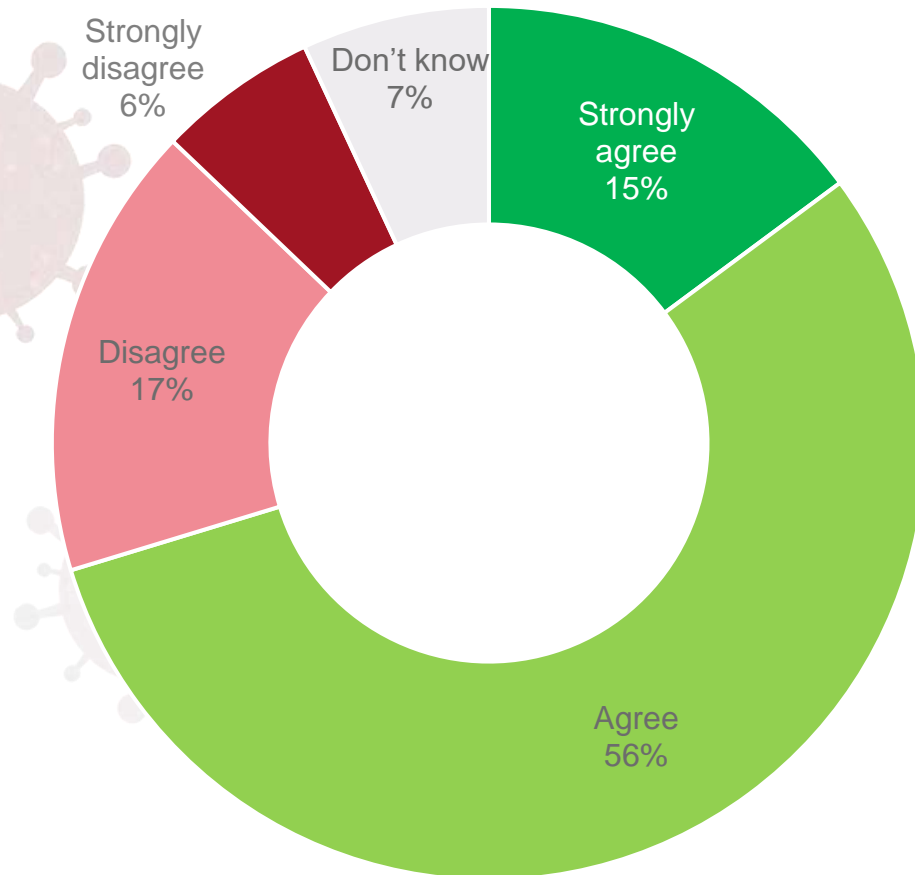


CORONAVIRUS : PRIME MINISTER LEADERSHIP



- Little change in opinion of Prime Minister's leadership:
 - 43% approve (up from 42% last week)
 - 52% disapprove (up from 51%)

CORONAVIRUS : ADHERENCE TO LOCKDOWN RULES

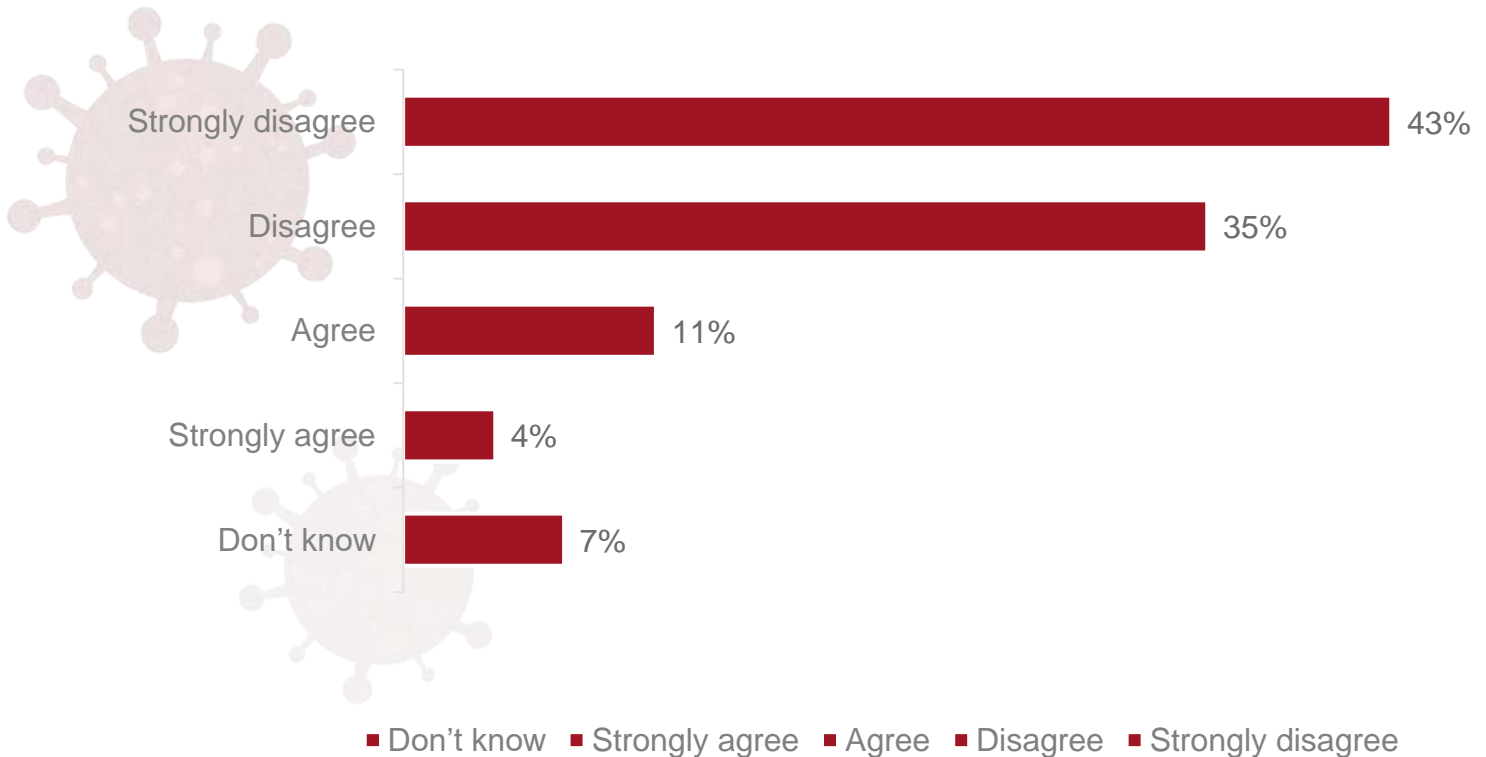


- Majority (71%) still agree that “people in their neighbourhood are, for the most part, respecting the new rules” – however, this is a 14% drop from April 15/16 (85%).
- A third (32%) of 18-24 now disagree that neighbours adhere to restrictions – doubled from April 15/16 (15%).

Q How strongly do you agree or disagree with the following statement? BASE : n=2090 June 3-4

“People in my neighbourhood are for the most part respecting the new rules in place that are designed to prevent an increase in the R number”

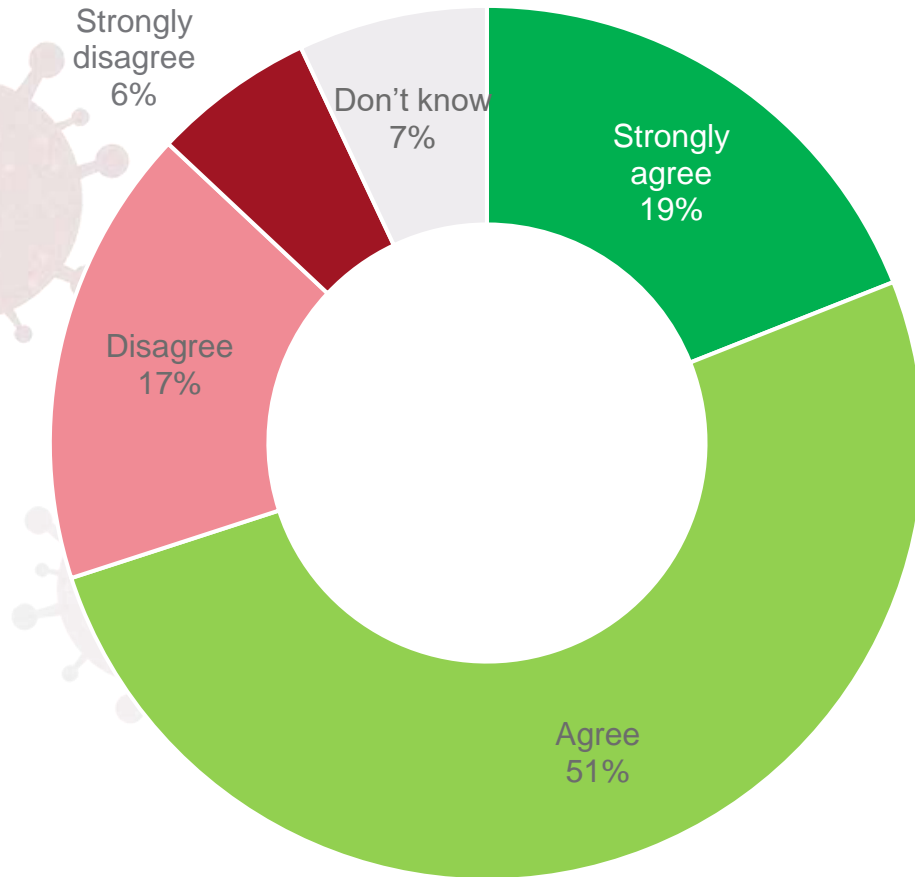
CORONAVIRUS : THREAT EXAGGERATED



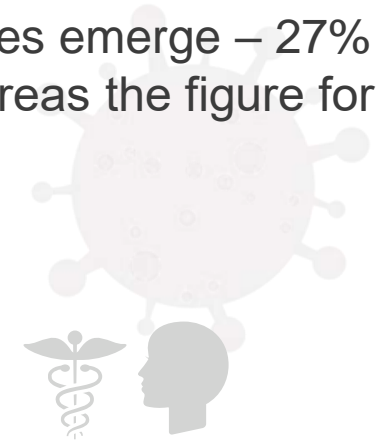
- Just 15% think the threat of Coronavirus has been exaggerated - vast majority (78%) believe otherwise.
- Younger people more likely to believe that the threat is exaggerated – nearly a quarter (23%) of 25-34 year old's believe so. That figure for 45-45 sits at 14% and for over-65s: 7%.

Q How strongly do you agree or disagree with the following statement? BASE : n=2090 June 3-4
"I believe the threat from the Coronavirus is exaggerated"

CORONAVIRUS : CONTRACTING COVID-19

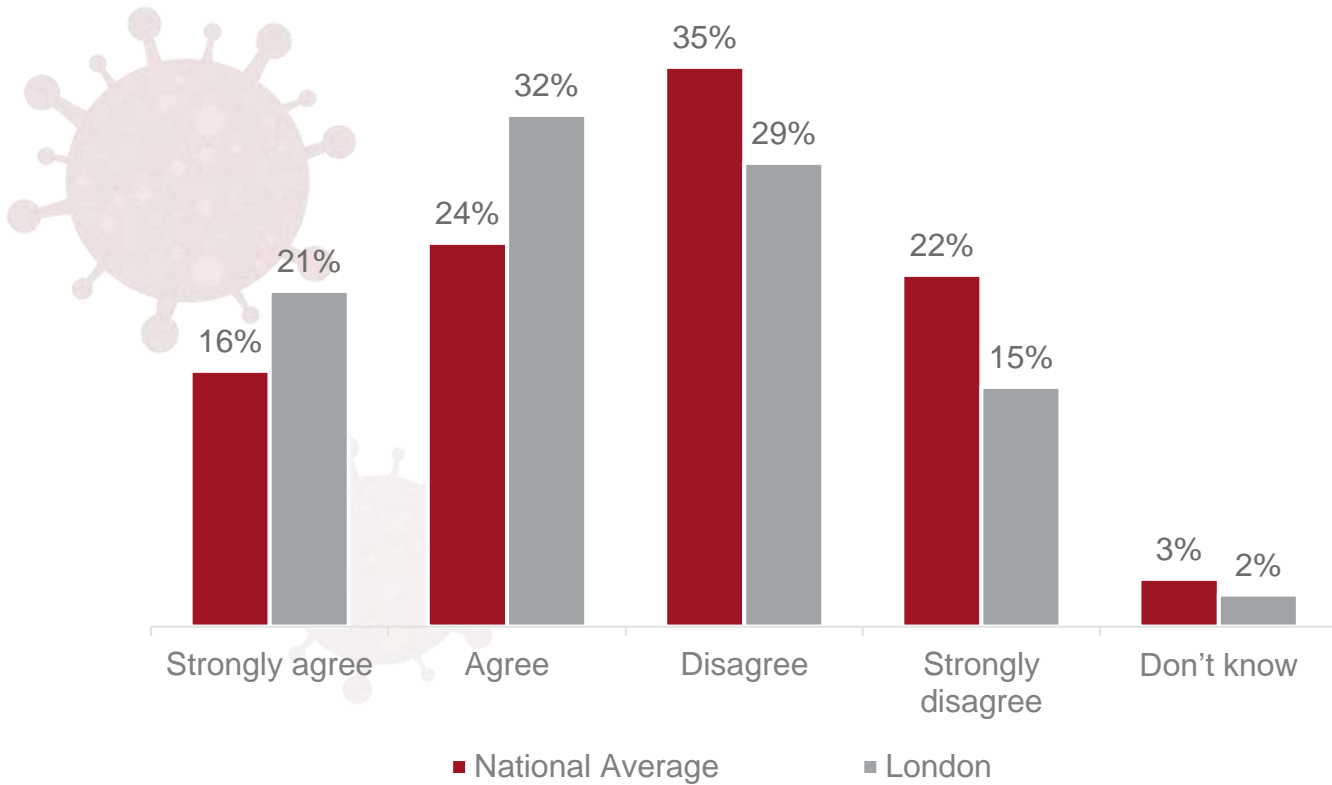


- Nearly a quarter (23%) aren't afraid that they or family members will catch COVID-19.
- Notable gender differences emerge – 27% of men aren't fearful whereas the figure for women is 19%.



Q How strongly do you agree or disagree with the following statement? BASE : n=2090 June 3-4
"I am afraid that either myself or someone in my family may actually catch the Coronavirus"

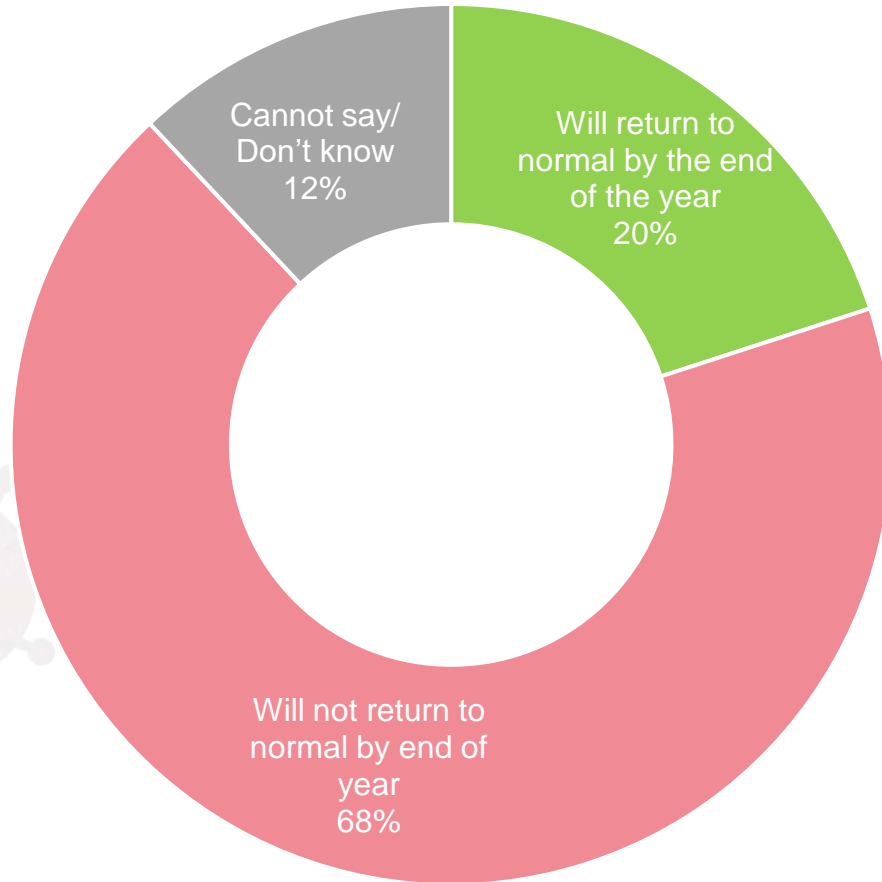
CORONAVIRUS : IMPACT ON INCOME



- Two fifths (40%) have experienced a decrease in income due to the pandemic.
- Young people, Londoners and non-public sector workers have felt the tightest squeeze:
 - A majority of 18-34-year old's (55%) say their income has decreased.
 - Figure for Londoners similar at 53%.
 - Three quarters (74%) of self employed and nearly two thirds (59%) of private sector workers have seen a drop in income - compared with just 39% of public sector.

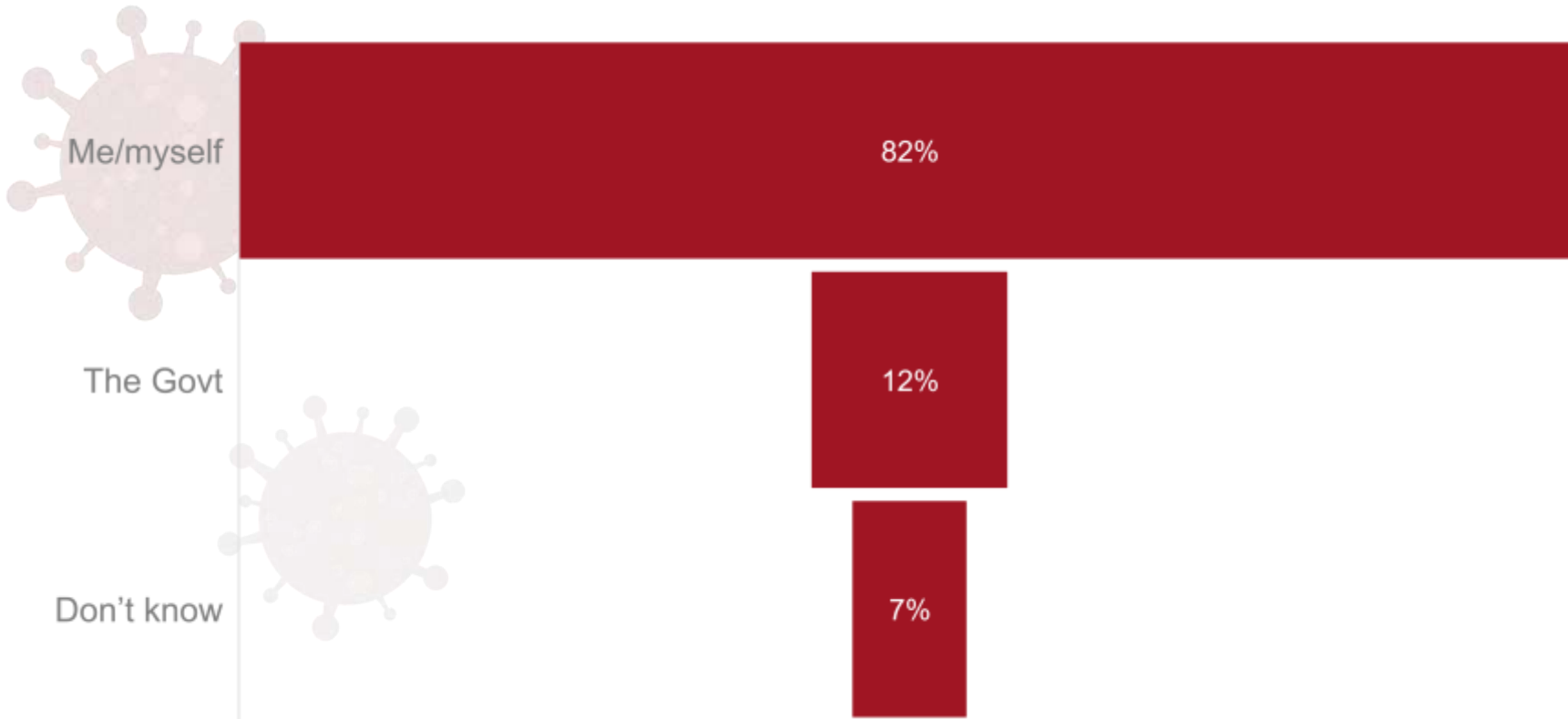
Q How strongly do you agree or disagree with the following statement? BASE : n=2090 June 3-4
"My household income has decreased since the Coronavirus (COVID-19) started"

CORONAVIRUS : RETURN TO NORMALITY



- Just a fifth (20%) are optimistic that life will return to normal by the end of the year – two thirds (68%), less so.
- Like with the fear of contracting the virus, men appear to be more optimistic than women – 24% of men believe normality will return by the year's end, whereas only 16% of women do.

CORONAVIRUS : RESPONSIBILITY FOR HEALTH



- Vast majority (82%) hold themselves personally responsible for decisions about their health.

ORB International has been working in partnership with the **LSHTM** as part of The Vaccine Confidence Project exploring global perceptions towards vaccines to inform policy.



For more information please see www.orb-international.com or contact

jheald@orb-international.com

ocarden@orb-international.com