



Conservative Members Poll

*Voting Intentions
With/Without Brexit on
31st October*

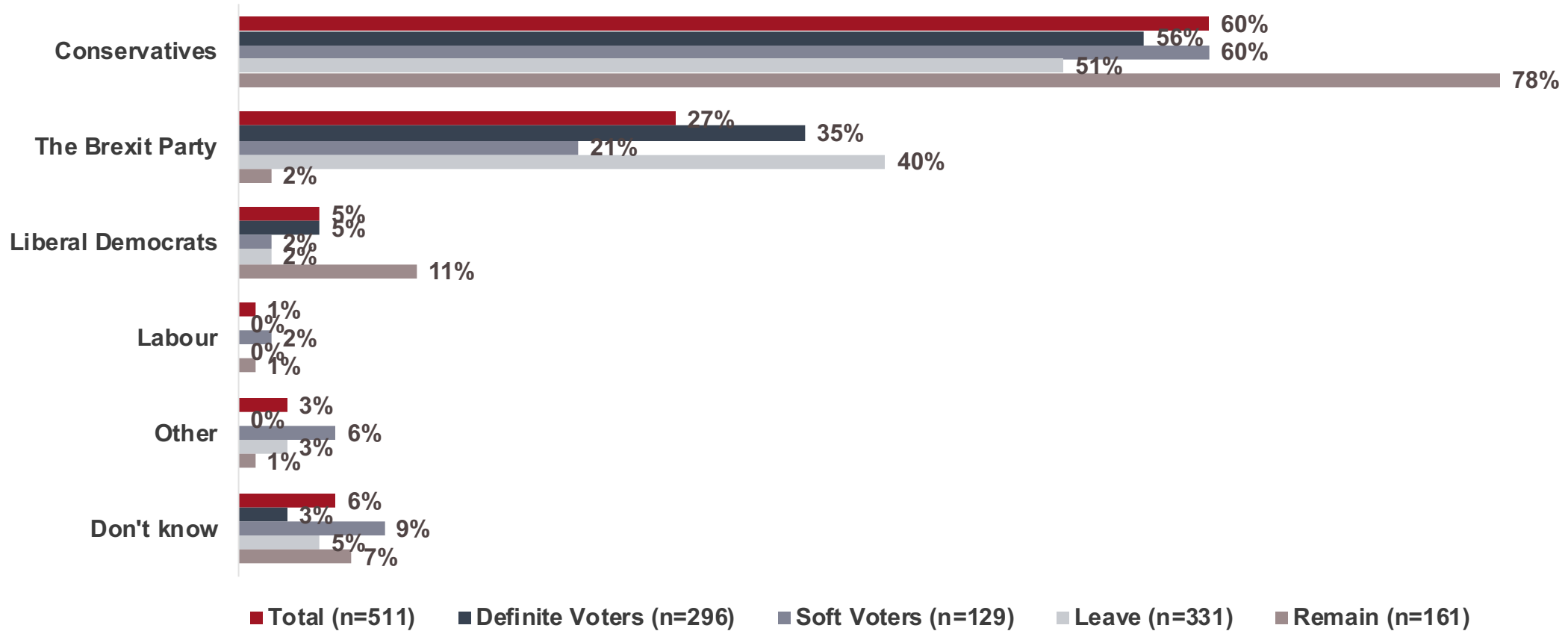
Methodology

Survey of n=511 respondents with a max margin of error of +/-4.4 percent at a 95 percent confidence interval.

All respondents were Conservative party members.


Online poll between 28th June – 1st July.

General Election Without Leaving EU



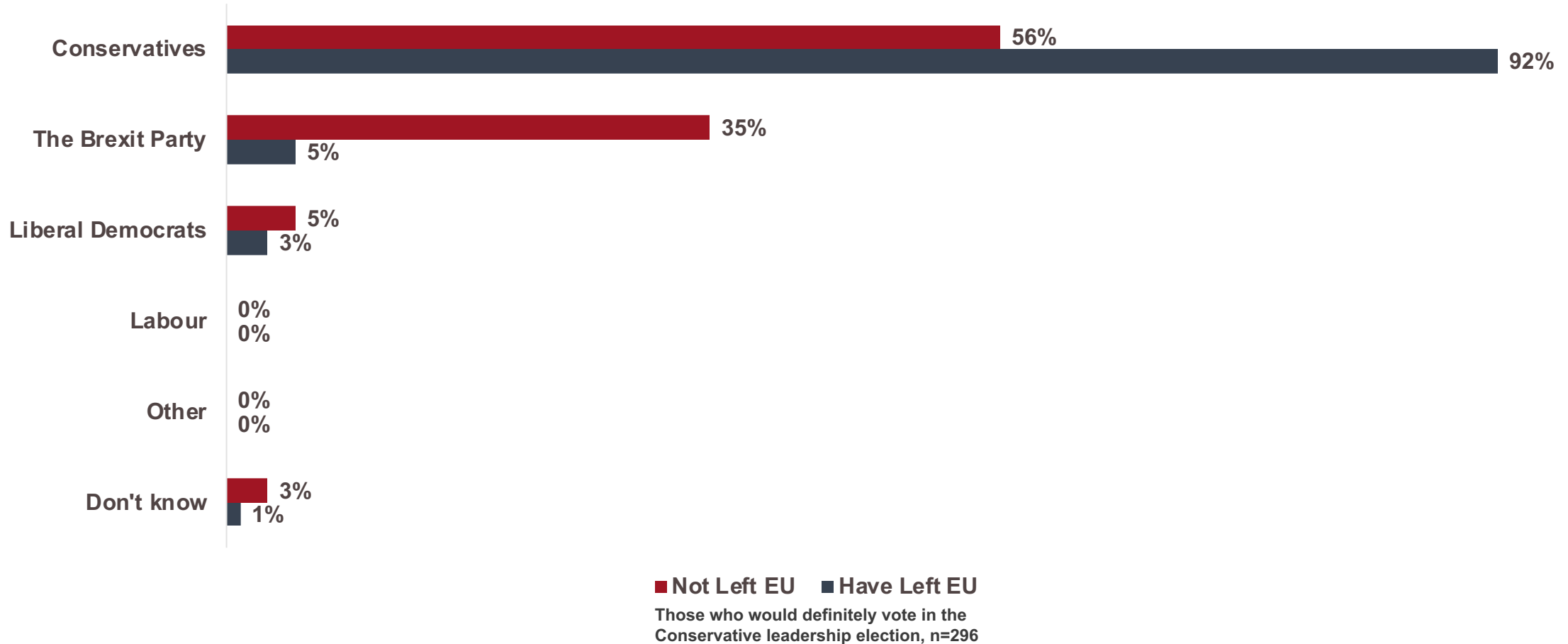
Q) Consider a scenario where the UK has not left the European Union after 31st October and a general election was called. Which party would be most likely to receive your vote?

General Election With Leaving EU



Q) Consider a scenario where the UK has left the European Union on or by 31st October and a general election was called. Which party would be most likely to receive your vote?

General Election Scenarios – Definite Voters



Q) Consider a scenario where the UK has left the European Union on or by 31st October and a general election was called. Which party would be most likely to receive your vote?

Situational Summary

- Without leaving the EU by the 31st October, only 56% of Conservative members who are definite to vote, would vote for the Conservative party with 44% voting for other parties, or undecided about who they would vote for.
- The majority of those who would defect and definitely vote, would vote for the Brexit Party, who would receive 35% of the vote in a scenario where the UK had not left the EU by the 31st October.
- If the UK does leave the EU by the 31st October the Conservative vote recovers, receiving 92% of the membership vote among those definite to vote, with just 1% remaining undecided.
- In the scenario where Brexit has been delivered by the 31st October, the Brexit Party vote disintegrates, receiving only 5% of the vote.
- *Please note, those voting Labour are presumed to be voting tactically in relevant constituencies.