

OPINION OF GLOBAL LEADERS

Please indicate whether you have a very favourable, somewhat favourable, somewhat unfavourable or very unfavourable opinion of each of the following world leaders?

	Base: Global Average	EoY Survey 2018			EoY Survey 2017		
		Favou- rable	Unfavo- urable	Net Score 2018	Favou- rable	Unfavo- urable	Net Score 2017
	German Chancellor Angela Merkel	45%	31%	+14	49%	29%	+20
	French President Emmanuel Macron	38%	32%	+6	45%	24%	+21
	British Prime Minister Theresa May	35%	32%	+3	38%	31%	+7
	Indian Prime Minister Narendra Modi	25%	24%	+1	30%	22%	+8
	Chinese President Xi Jinping	28%	37%	-9	37%	31%	+6
	Saudi Arabia King Salman bin Abdulaziz al Saud	24%	35%	-11	26%	32%	-6
	Turkish President Erdoğan	28%	40%	-12	28%	40%	-12
	Russian President Vladimir Putin	35%	48%	-13	43%	40%	+3
	Israeli Prime Minister Netanyahu	20%	38%	-18	25%	33%	-8
	Iranian President Hassan Rouhani	18%	38%	-20	24%	33%	-9
	US President Donald Trump	30%	58%	-28	31%	58%	-27
	Pope Francis	51%	23%	+28	56%	18%	+38

* NET Score – Favorable vs. Unfavorable



OPINION OF GLOBAL LEADERS

Please indicate whether you have a very favourable, somewhat favourable, somewhat unfavourable or very unfavourable opinion of each of the following world leaders?

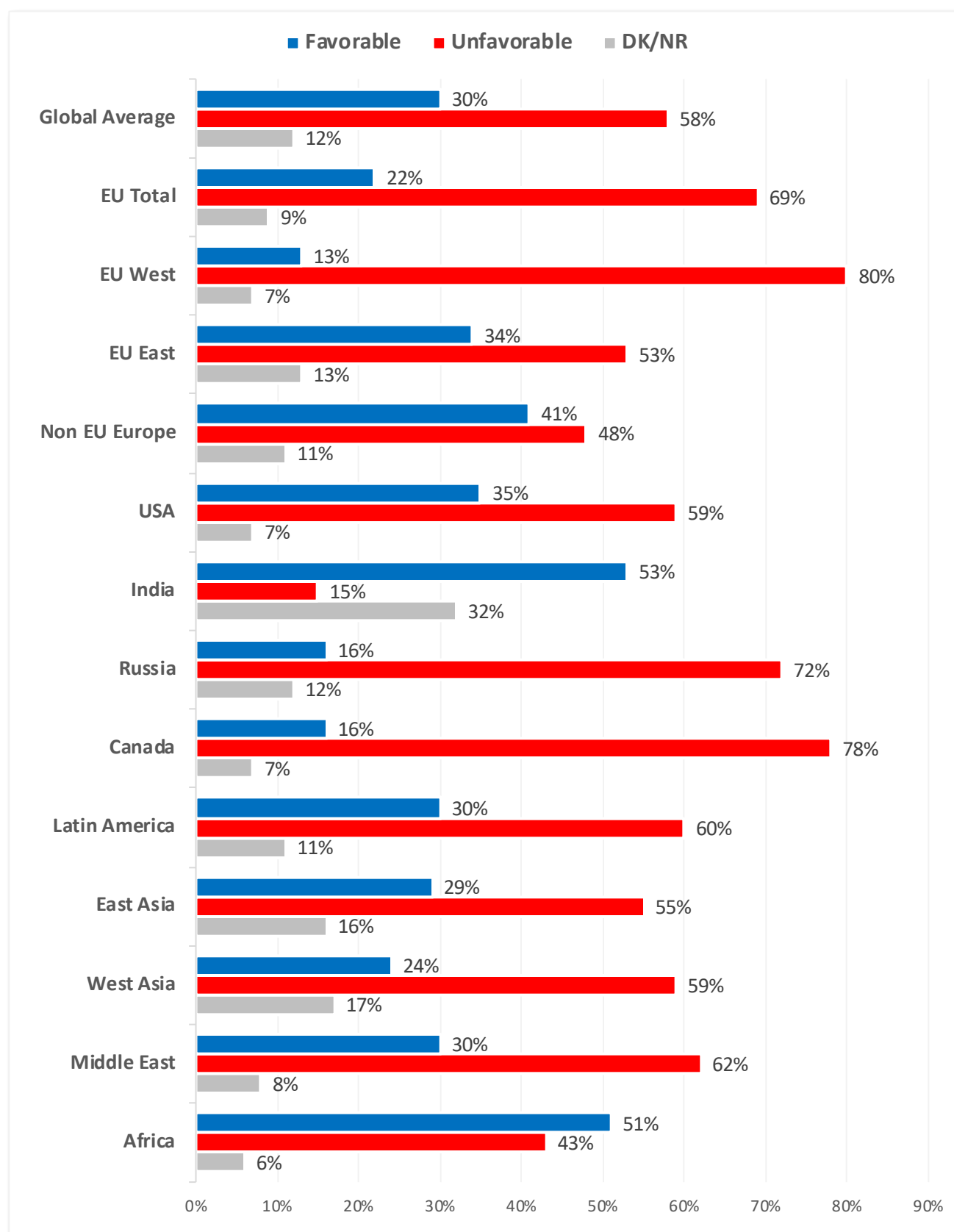
Base: EUROPE	EoY Survey 2018			EoY Survey 2017		
	Favou- rable	Unfavo- urable	Net Score 2018	Favou- rable	Unfavo- urable	Net Score 2017
 German Chancellor Angela Merkel	53%	36%	+17	55%	34%	+21
 French President Emmanuel Macron	45%	35%	+10	53%	24%	+29
 British Prime Minister Theresa May	39%	36%	+3	37%	37%	0
 Indian Prime Minister Narendra Modi	21%	24%	-3	24%	20%	+4
 Chinese President Xi Jinping	26%	37%	-11	33%	31%	+2
 Saudi Arabia King Salman bin Abdulaziz al Saud	15%	42%	-27	20%	35%	-15
 Turkish President Erdoğan	23%	55%	-32	21%	57%	-36
 Russian President Vladimir Putin	33%	57%	-24	39%	51%	-12
 Israeli Prime Minister Netanyahu	22%	36%	-14	25%	33%	-8
 Iranian President Hassan Rouhani	15%	39%	-24	18%	35%	-17
 US President Donald Trump	30%	59%	-29	28%	63%	-35
 Pope Francis	58%	23%	+35	63%	18%	+45

* NET Score – Favorable vs. Unfavorable



OPINION OF GLOBAL LEADERS – BY REGION

Favourable vs. Unfavourable opinion of U.S. President Donald Trump

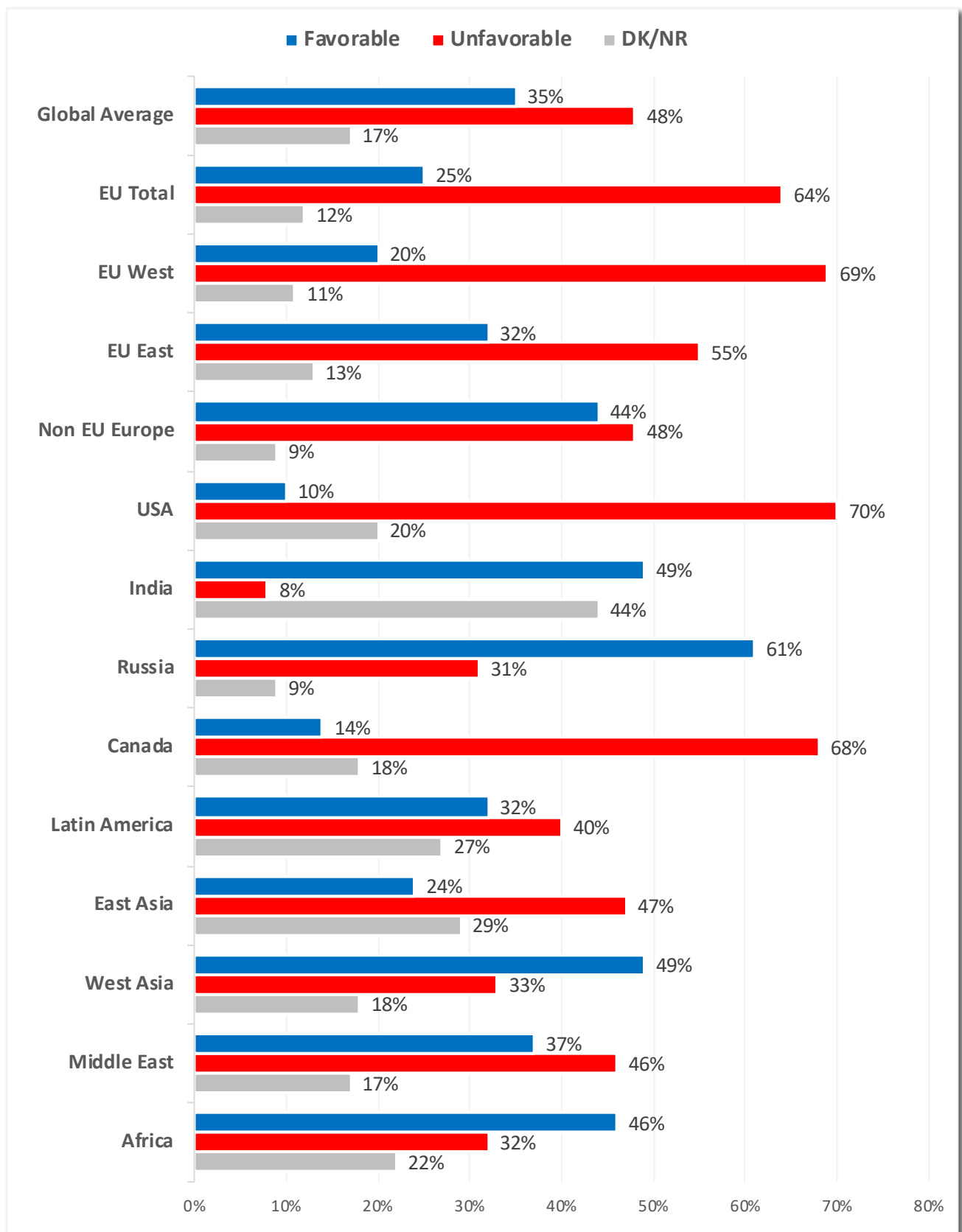


Favorable = Very Favorable Opinion + Somewhat Favorable Opinion
Unfavorable = Very Unfavorable Opinion + Somewhat Unfavorable Opinion



OPINION OF GLOBAL LEADERS – BY REGION

Favourable vs. Unfavourable opinion of Russian President Vladimir Putin

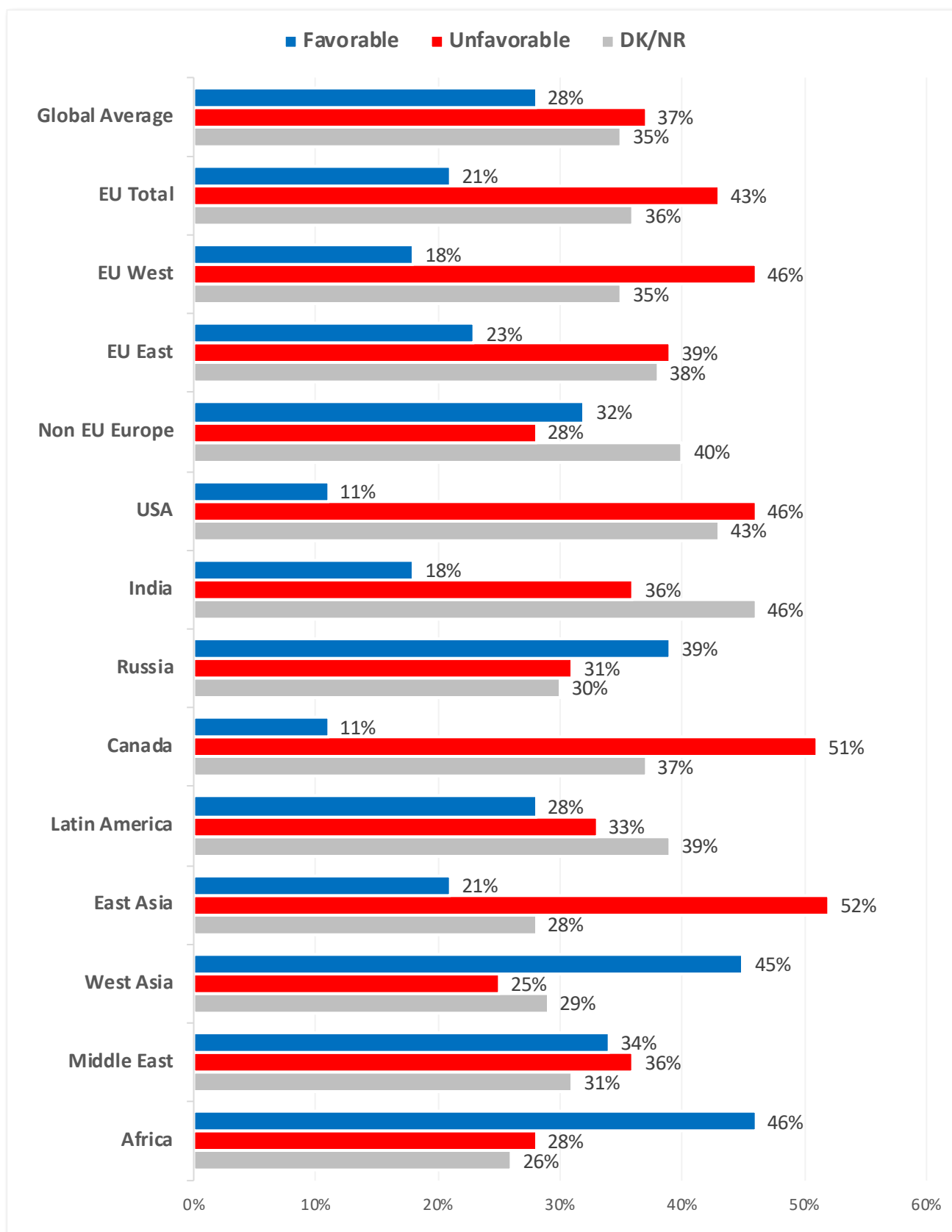


Favorable = Very Favorable Opinion + Somewhat Favorable Opinion
 Unfavorable = Very Unfavorable Opinion + Somewhat Unfavorable Opinion



OPINION OF GLOBAL LEADERS – BY REGION

Favourable vs. Unfavourable opinion of Chinese President Xi Jinping

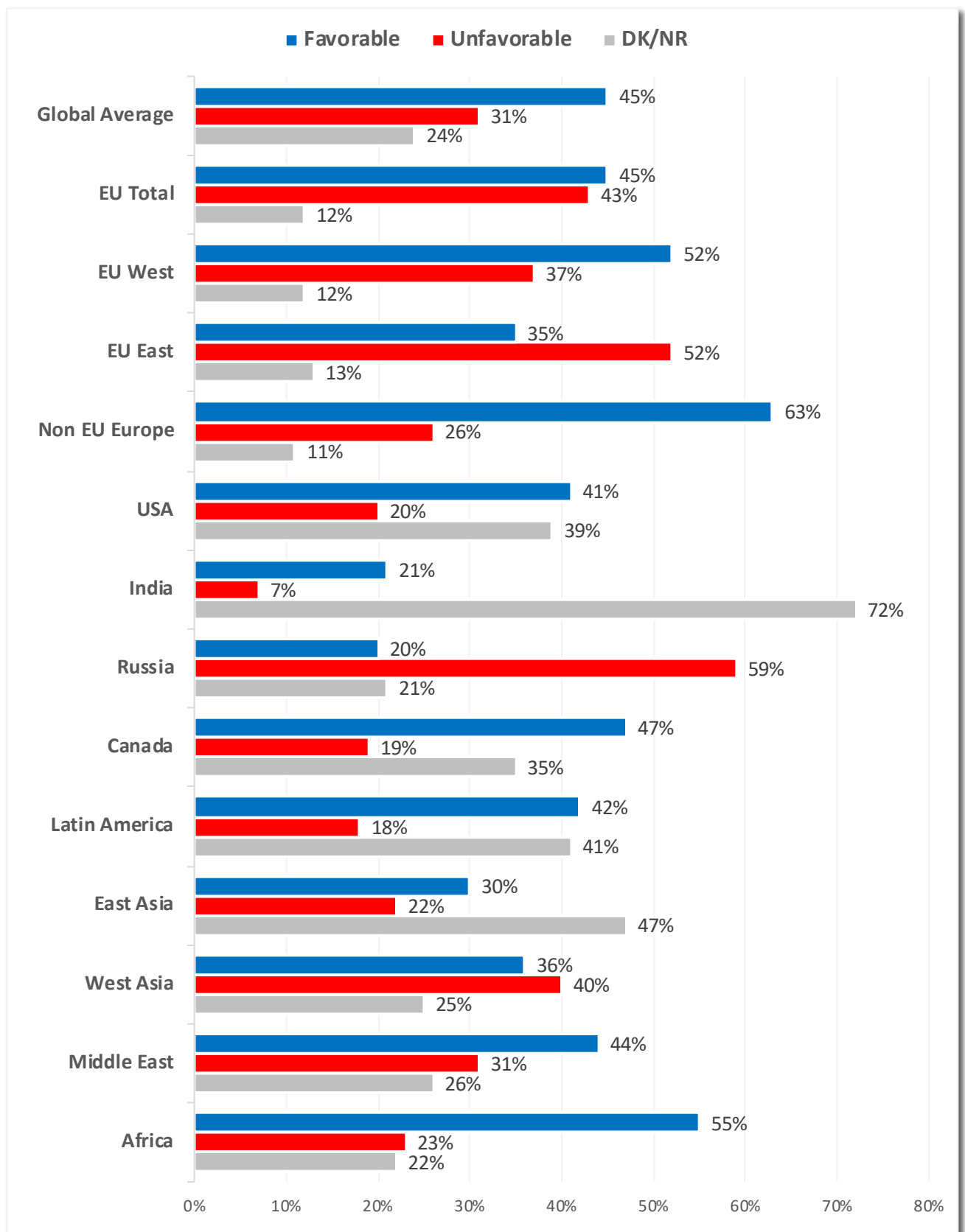


Favorable = Very Favorable Opinion + Somewhat Favorable Opinion
 Unfavorable = Very Unfavorable Opinion + Somewhat Unfavorable Opinion



OPINION OF GLOBAL LEADERS – BY REGION

Favourable vs. Unfavourable opinion of German Chancellor Angela Merkel

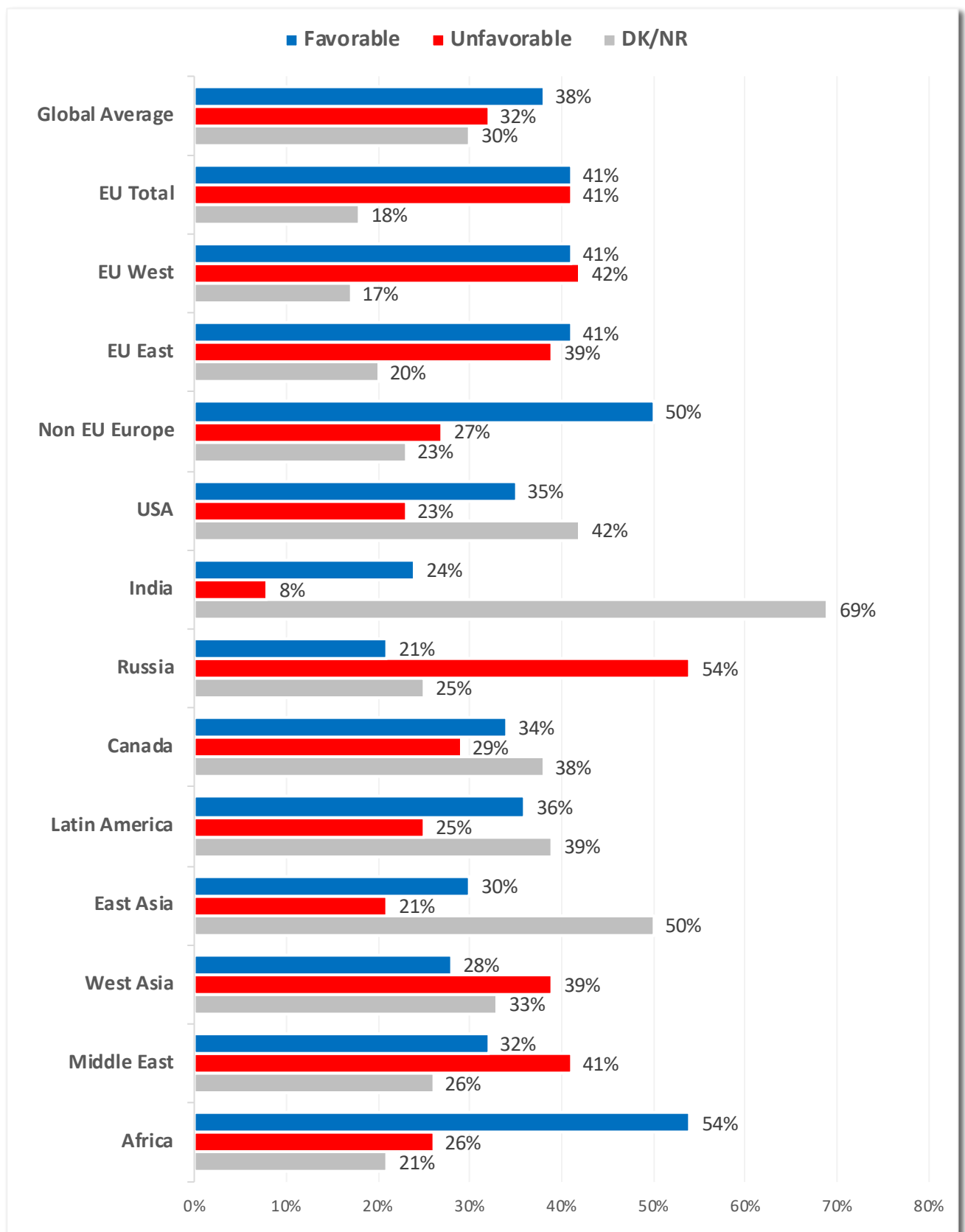


Favorable = Very Favorable Opinion + Somewhat Favorable Opinion
 Unfavorable = Very Unfavorable Opinion + Somewhat Unfavorable Opinion



OPINION OF GLOBAL LEADERS – BY REGION

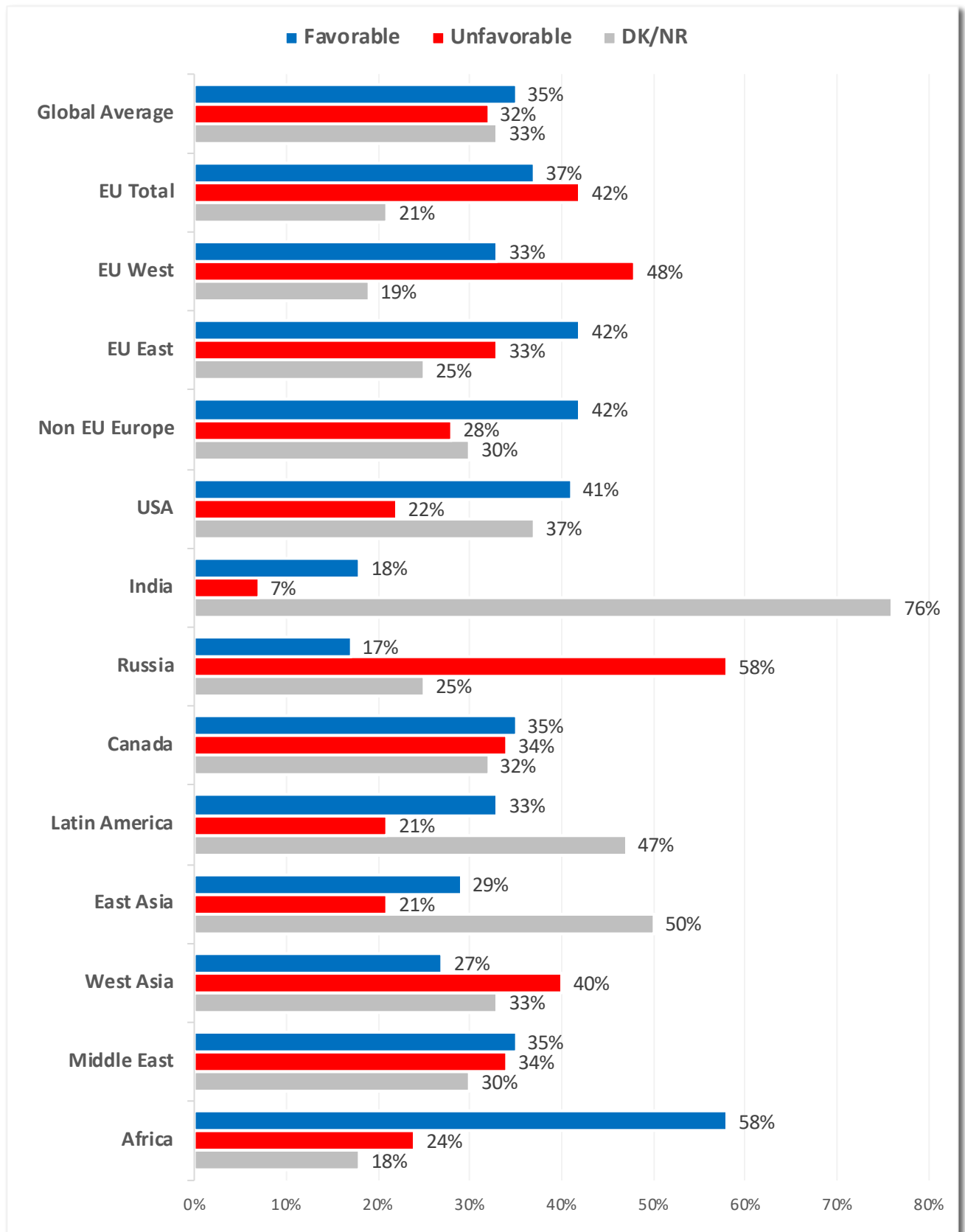
Favourable vs. Unfavourable opinion of French President Emmanuel Macron



Favorable = Very Favorable Opinion + Somewhat Favorable Opinion
 Unfavorable = Very Unfavorable Opinion + Somewhat Unfavorable Opinion

OPINION OF GLOBAL LEADERS – BY REGION

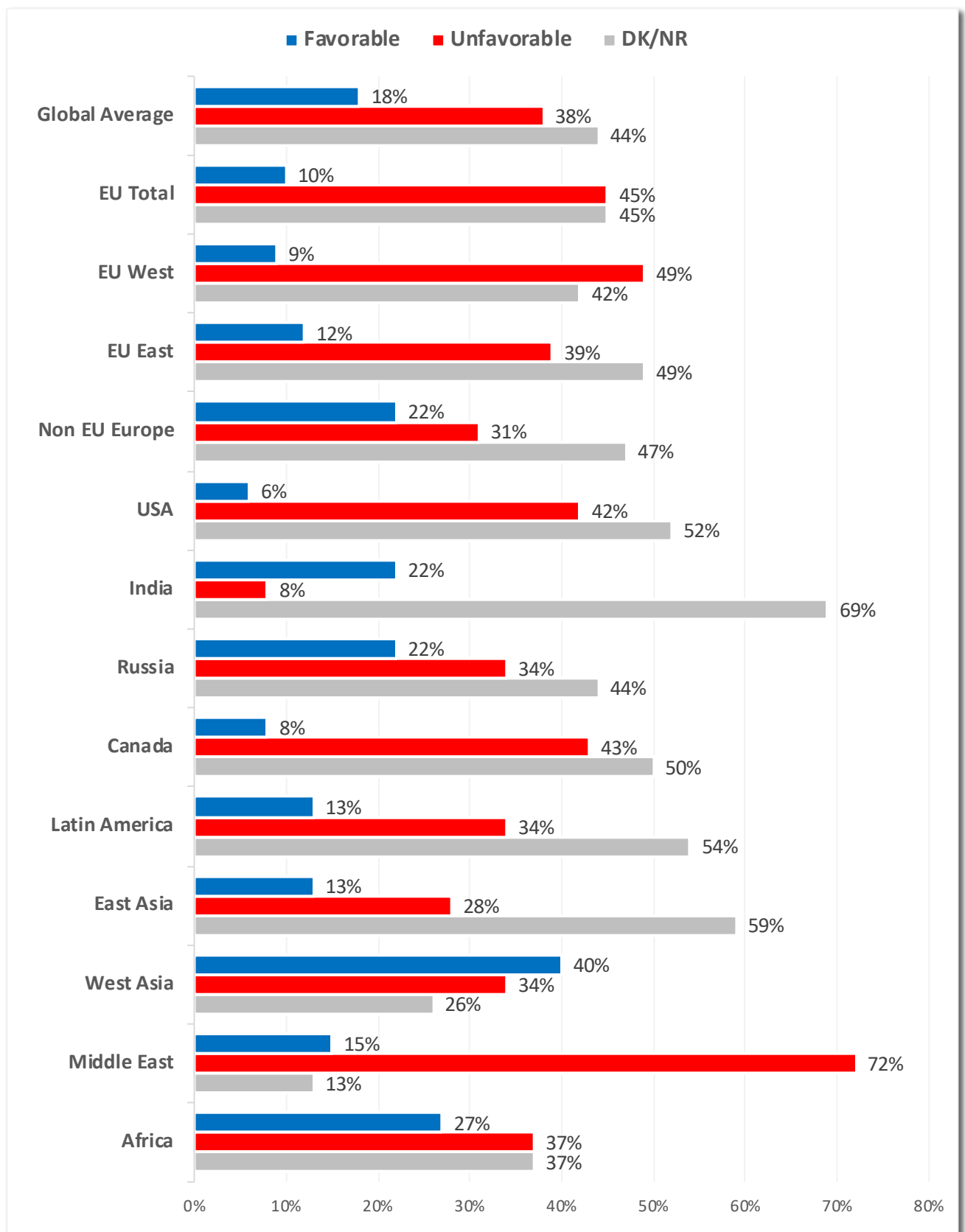
Favourable vs. Unfavourable opinion of British Prime Minister Theresa May



Favorable = Very Favorable Opinion + Somewhat Favorable Opinion
 Unfavorable = Very Unfavorable Opinion + Somewhat Unfavorable Opinion

OPINION OF GLOBAL LEADERS – BY REGION

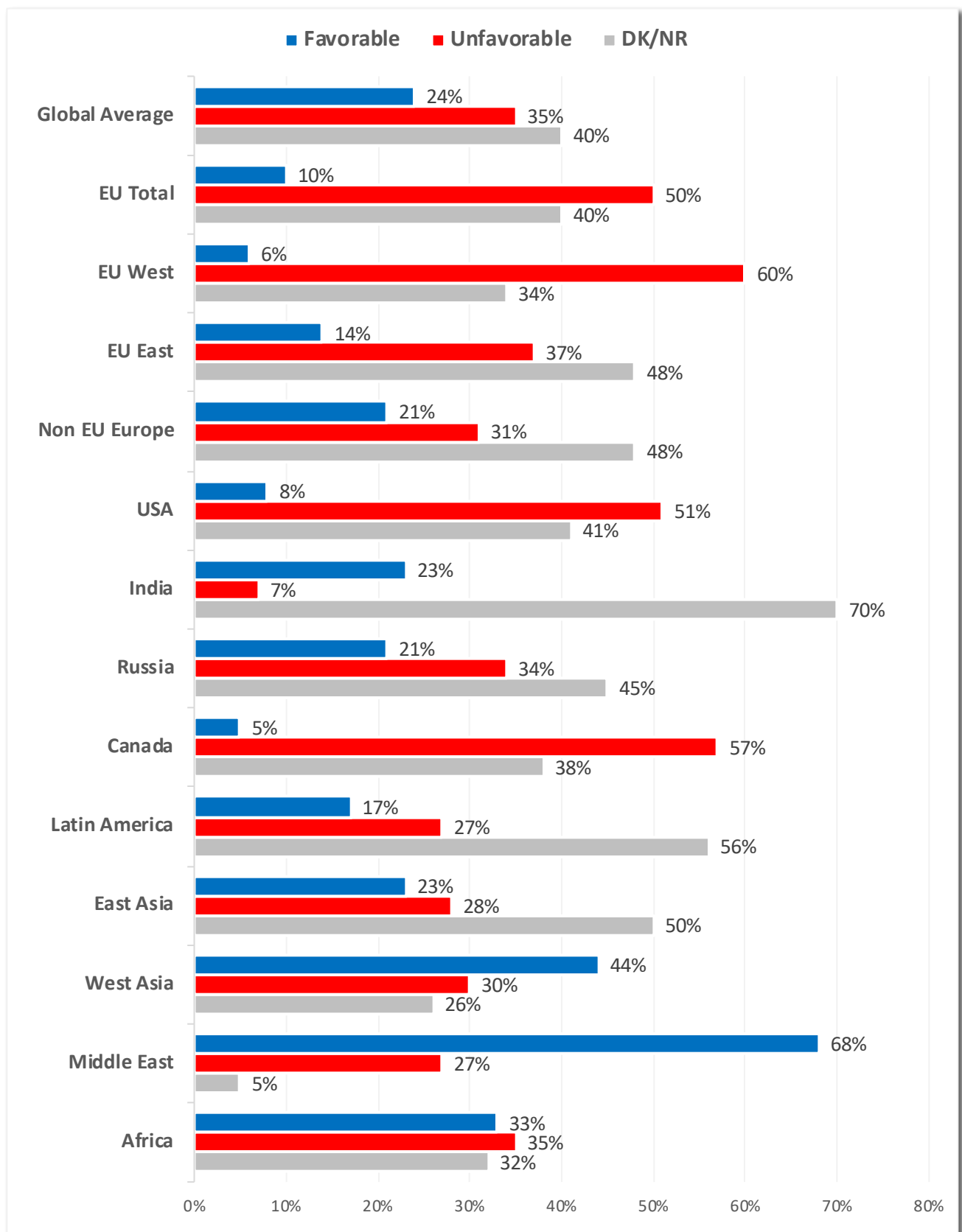
Favourable vs. Unfavourable opinion of Iranian President Hassan Rouhani



Favorable = Very Favorable Opinion + Somewhat Favorable Opinion
 Unfavorable = Very Unfavorable Opinion + Somewhat Unfavorable Opinion

OPINION OF GLOBAL LEADERS – BY REGION

Favourable vs. Unfavourable opinion of Saudi Arabia King Salman bin Abdulaziz Al Saud

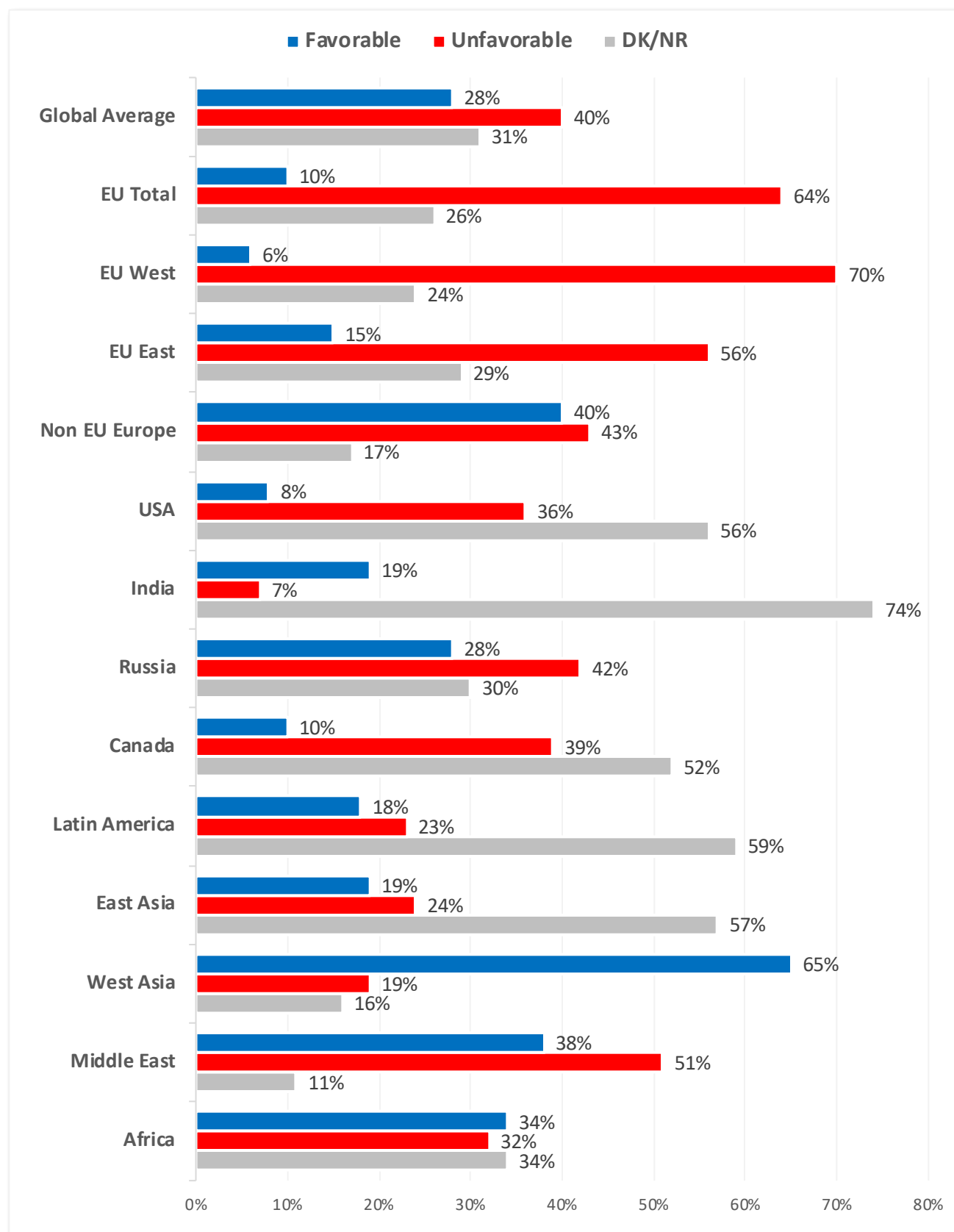


Favorable = Very Favorable Opinion + Somewhat Favorable Opinion
 Unfavorable = Very Unfavorable Opinion + Somewhat Unfavorable Opinion



OPINION OF GLOBAL LEADERS – BY REGION

Favourable vs. Unfavourable opinion of Turkish President Erdogan

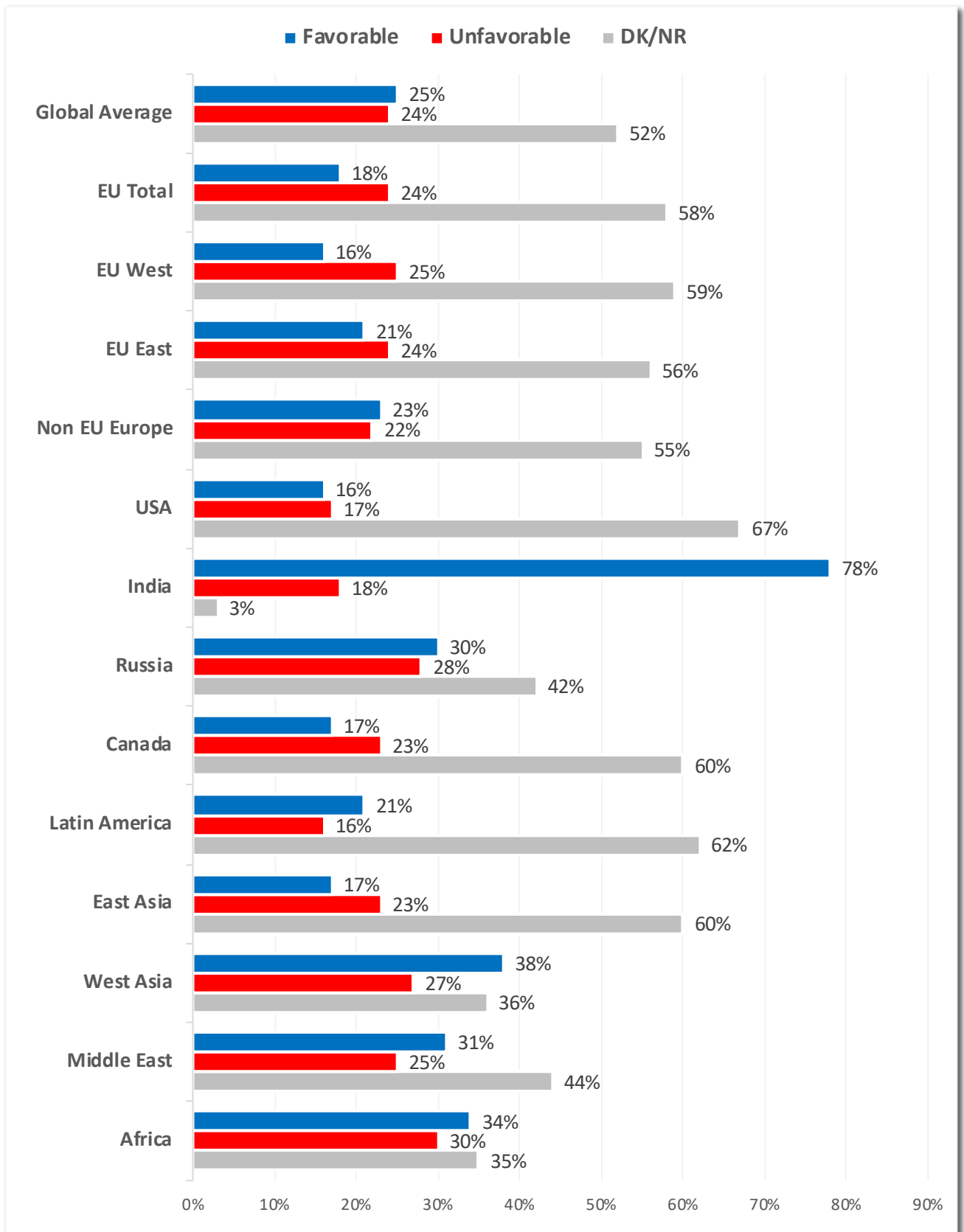


Favorable = Very Favorable Opinion + Somewhat Favorable Opinion
 Unfavorable = Very Unfavorable Opinion + Somewhat Unfavorable Opinion



OPINION OF GLOBAL LEADERS – BY REGION

Favourable vs. Unfavourable opinion of Indian Prime Minister Narendra Modi

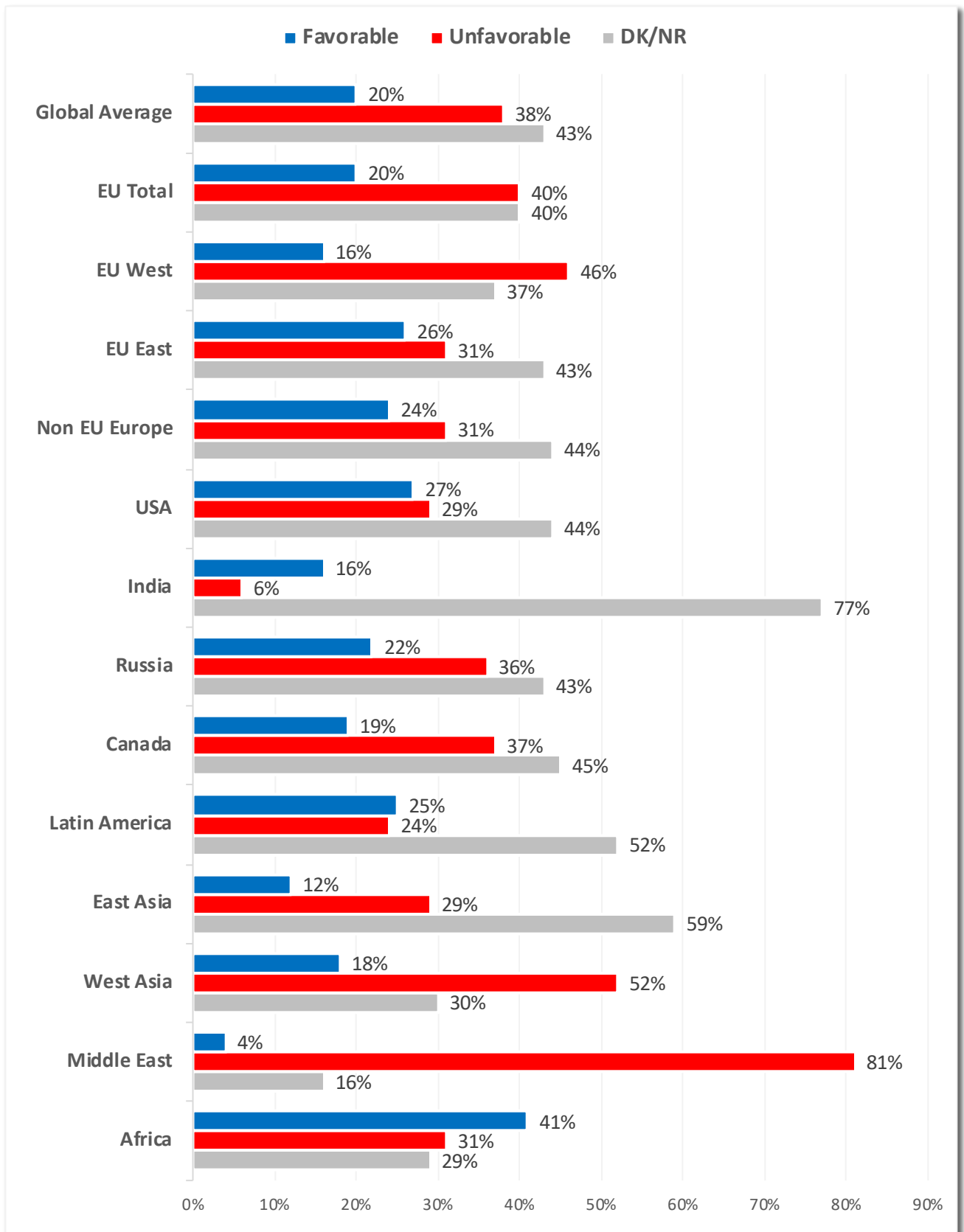


Favorable = Very Favorable Opinion + Somewhat Favorable Opinion
 Unfavorable = Very Unfavorable Opinion + Somewhat Unfavorable Opinion



OPINION OF GLOBAL LEADERS – BY REGION

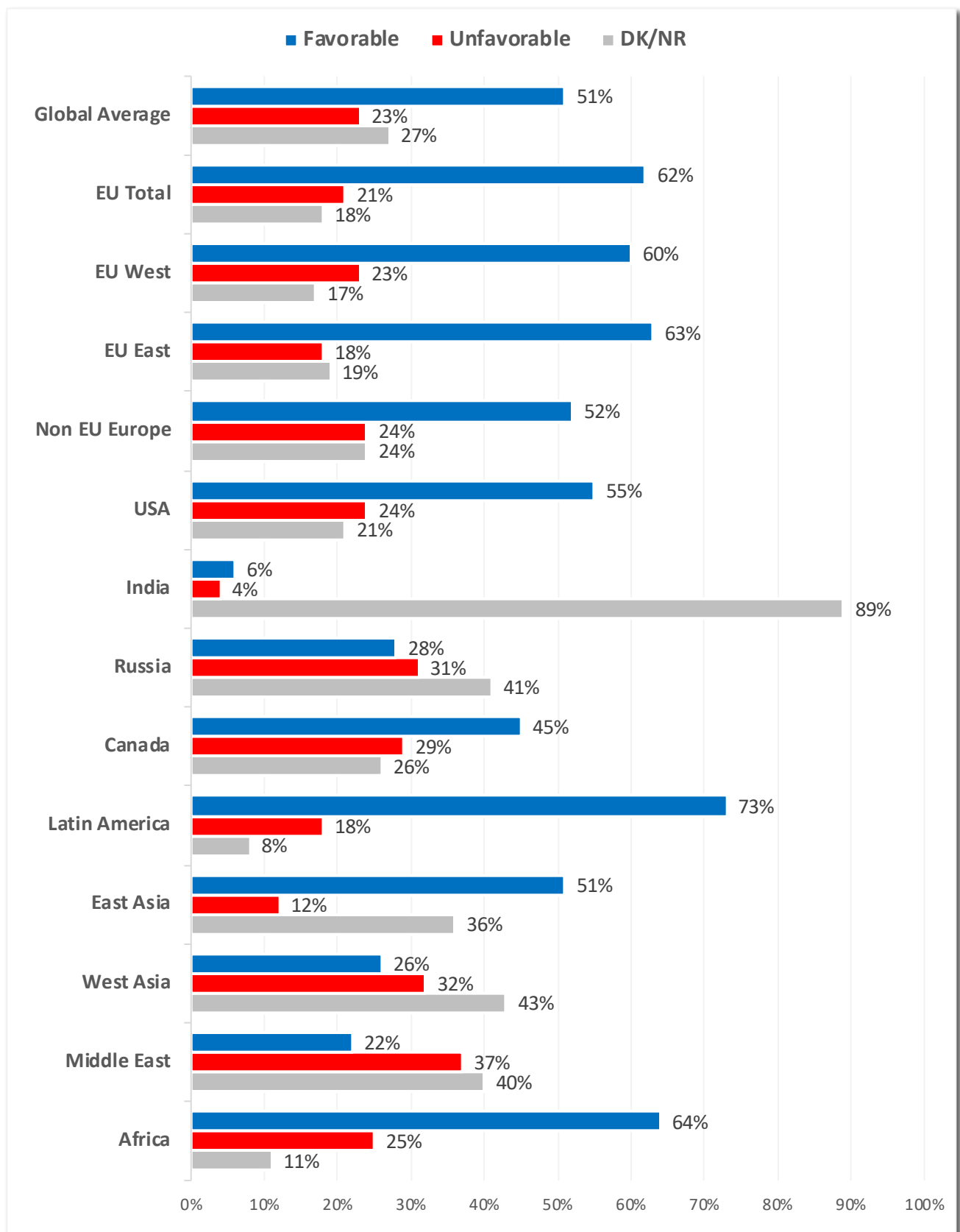
Favourable vs. Unfavourable opinion of Israeli Prime Minister Netanyahu



Favorable = Very Favorable Opinion + Somewhat Favorable Opinion
 Unfavorable = Very Unfavorable Opinion + Somewhat Unfavorable Opinion

OPINION OF GLOBAL LEADERS – BY REGION

Favourable vs. Unfavourable opinion of Pope Francis



Favorable = Very Favorable Opinion + Somewhat Favorable Opinion
 Unfavorable = Very Unfavorable Opinion + Somewhat Unfavorable Opinion



OPINION OF GLOBAL LEADERS – BY COUNTRY

Favourable vs. Unfavourable opinion of U.S. President Donald Trump

(Countries presented in alphabetical order)

Country	Favorable	Unfavorable	DK/NR	NET Score	Country	Favorable	Unfavorable	DK/NR	NET Score
Global Average	30%	58%	12%	-28	JAPAN	9%	76%	16%	-67
AFGHANISTAN	40%	57%	3%	-17	KAZAKHSTAN	21%	59%	20%	-38
ALBANIA	77%	18%	6%	+59	KOSOVO	58%	27%	15%	31
ARGENTINA	21%	63%	16%	-42	MACEDONIA	33%	57%	10%	-24
ARMENIA	42%	47%	11%	-5	MOLDOVA	40%	39%	21%	+1
AUSTRIA	8%	85%	7%	-77	NETHERLANDS	14%	80%	6%	-66
AZERBAIJAN	27%	7%	65%	+20	NIGERIA	44%	47%	9%	-3
B&H	22%	67%	12%	-45	PAKISTAN	19%	71%	11%	-52
BRAZIL	46%	49%	5%	-3	PERU	23%	59%	17%	-36
BULGARIA	26%	54%	20%	-28	PHILIPPINES	52%	29%	18%	+23
CANADA	16%	78%	7%	-62	POLAND	42%	43%	16%	-1
COLOMBIA	31%	65%	4%	-34	REPUBLIC OF KOREA	24%	75%	1%	-51
CZECH REPUBLIC	33%	59%	7%	-26	ROMANIA	50%	42%	9%	+8
ECUADOR	28%	62%	11%	-34	RUSSIA	16%	72%	12%	-56
FINLAND	11%	85%	3%	-74	SERBIA	29%	63%	9%	-34
FRANCE	10%	83%	6%	-73	SAUDI ARABIA	34%	55%	11%	-21
GEORGIA	59%	24%	17%	35	SPAIN	14%	79%	8%	-65
GERMANY	8%	85%	8%	-77	SWITZERLAND	12%	84%	4%	-72
GHANA	62%	37%	1%	+25	SYRIA	20%	80%	-	-60
HUNGARY	28%	58%	14%	-30	THAILAND	28%	36%	36%	-8
HONG KONG	21%	73%	6%	-52	TURKEY	5%	75%	20%	-70
INDIA	53%	15%	32%	+38	UK	18%	78%	4%	-60
INDONESIA	19%	56%	25%	-37	UKRAINE	38%	51%	11%	-13
IRAQ	28%	66%	6%	-38	USA	35%	59%	7%	-24
ITALY	24%	62%	14%	-38	VIETNAM	65%	8%	27%	+57

Favorable = Very Favorable Opinion + Somewhat Favorable Opinion

Unfavorable = Very Unfavorable Opinion + Somewhat Unfavorable Opinion



OPINION OF GLOBAL LEADERS – BY COUNTRY

Favourable vs. Unfavourable opinion of Russian President Vladimir Putin

(Countries presented in alphabetical order)

Country	Favorable	Unfavorable	DK/NR	NET Score	Country	Favorable	Unfavorable	DK/NR	NET Score
Global Average	35%	48%	17%	-13	JAPAN	9%	70%	22%	-61
AFGHANISTAN	38%	55%	7%	-17	KAZAKHSTAN	88%	4%	9%	+84
ALBANIA	56%	37%	7%	+19	KOSOVO	11%	71%	19%	-60
ARGENTINA	32%	26%	41%	+6	MACEDONIA	39%	50%	11%	-11
ARMENIA	75%	20%	5%	+55	MOLDOVA	74%	17%	9%	+57
AUSTRIA	33%	61%	8%	-28	NETHERLANDS	13%	78%	10%	-65
AZERBAIJAN	35%	10%	55%	+25	NIGERIA	43%	32%	26%	+11
B&H	31%	57%	11%	-26	PAKISTAN	27%	56%	17%	-29
BRAZIL	31%	56%	13%	-25	PERU	34%	35%	31%	-1
BULGARIA	54%	26%	20%	+28	PHILIPPINES	30%	28%	42%	+2
CANADA	14%	68%	18%	-54	POLAND	14%	74%	13%	-60
COLOMBIA	37%	46%	16%	-9	REPUBLIC OF KOREA	13%	81%	5%	-68
CZECH REPUBLIC	18%	75%	7%	-57	ROMANIA	49%	39%	12%	+10
ECUADOR	29%	38%	34%	-9	RUSSIA	61%	31%	9%	+30
FINLAND	10%	85%	5%	-75	SERBIA	83%	12%	5%	+71
FRANCE	19%	69%	12%	-50	SAUDI ARABIA	30%	52%	18%	-22
GEORGIA	18%	74%	8%	-56	SPAIN	16%	69%	15%	-53
GERMANY	25%	66%	10%	-41	SWITZERLAND	22%	72%	6%	-50
GHANA	52%	33%	16%	+19	SYRIA	51%	43%	6%	+8
HUNGARY	39%	46%	14%	-7	THAILAND	16%	33%	52%	-17
HONG KONG	34%	51%	14%	-17	TURKEY	41%	27%	32%	+14
INDIA	49%	8%	44%	+41	UK	11%	77%	11%	-66
INDONESIA	31%	20%	49%	+11	UKRAINE	27%	63%	9%	-36
IRAQ	44%	38%	19%	+6	USA	10%	70%	20%	-60
ITALY	31%	49%	21%	-18	VIETNAM	56%	5%	39%	+51

Favorable = Very Favorable Opinion + Somewhat Favorable Opinion

Unfavorable = Very Unfavorable Opinion + Somewhat Unfavorable Opinion



OPINION OF GLOBAL LEADERS – BY COUNTRY

Favourable vs. Unfavourable opinion of Chinese President Xi Jinping

(Countries presented in alphabetical order)

Country	Favorable	Unfavorable	DK/NR	NET Score	Country	Favorable	Unfavorable	DK/NR	NET Score
Global Average	28%	37%	35%	-9	JAPAN	2%	76%	23%	-74
AFGHANISTAN	46%	39%	15%	+7	KAZAKHSTAN	49%	15%	36%	+34
ALBANIA	50%	24%	26%	+26	KOSOVO	9%	31%	60%	-22
ARGENTINA	20%	16%	65%	+4	MACEDONIA	20%	36%	44%	-16
ARMENIA	41%	8%	51%	+33	MOLDOVA	43%	11%	45%	+32
AUSTRIA	17%	49%	34%	-32	NETHERLANDS	17%	47%	35%	-30
AZERBAIJAN	32%	9%	58%	+23	NIGERIA	47%	28%	25%	+19
B&H	22%	56%	22%	-34	PAKISTAN	65%	29%	6%	+36
BRAZIL	39%	41%	21%	-2	PERU	22%	38%	40%	-16
BULGARIA	24%	19%	57%	+5	PHILIPPINES	28%	34%	38%	-6
CANADA	11%	51%	37%	-40	POLAND	19%	48%	33%	-29
COLOMBIA	35%	37%	29%	-2	REPUBLIC OF KOREA	14%	83%	3%	-69
CZECH REPUBLIC	18%	60%	21%	-42	ROMANIA	39%	18%	44%	+21
ECUADOR	26%	35%	40%	-9	RUSSIA	39%	31%	30%	+8
FINLAND	27%	43%	31%	-16	SERBIA	65%	17%	18%	+48
FRANCE	12%	56%	32%	-44	SAUDI ARABIA	30%	38%	31%	-8
GEORGIA	19%	14%	67%	+5	SPAIN	16%	47%	37%	-31
GERMANY	19%	48%	33%	-29	SWITZERLAND	20%	51%	29%	-31
GHANA	44%	28%	28%	+16	SYRIA	30%	41%	29%	-11
HUNGARY	24%	32%	43%	-8	THAILAND	17%	33%	50%	-16
HONG KONG	48%	45%	8%	+3	TURKEY	25%	20%	55%	+5
INDIA	18%	36%	46%	-18	UK	21%	42%	37%	-21
INDONESIA	34%	15%	52%	+19	UKRAINE	42%	26%	32%	+16
IRAQ	43%	27%	30%	+16	USA	11%	46%	43%	-35
ITALY	16%	41%	43%	-25	VIETNAM	19%	47%	34%	-28

Favorable = Very Favorable Opinion + Somewhat Favorable Opinion

Unfavorable = Very Unfavorable Opinion + Somewhat Unfavorable Opinion



OPINION OF GLOBAL LEADERS – BY COUNTRY

Favourable vs. Unfavourable opinion of German Chancellor Angela Merkel

(Countries presented in alphabetical order)

Country	Favorable	Unfavorable	DK/NR	NET Score	Country	Favorable	Unfavorable	DK/NR	NET Score
Global Average	45%	31%	24%	+14	JAPAN	31%	23%	46%	+8
AFGHANISTAN	44%	40%	16%	+4	KAZAKHSTAN	35%	38%	27%	-3
ALBANIA	83%	14%	3%	+69	KOSOVO	91%	5%	5%	+86
ARGENTINA	25%	18%	57%	+7	MACEDONIA	56%	30%	13%	+26
ARMENIA	76%	10%	13%	+66	MOLDOVA	65%	20%	15%	+45
AUSTRIA	45%	48%	7%	-3	NETHERLANDS	67%	17%	16%	+50
AZERBAIJAN	45%	12%	43%	+33	NIGERIA	48%	25%	27%	+23
B&H	50%	37%	13%	+13	PAKISTAN	28%	54%	18%	-26
BRAZIL	65%	20%	16%	+45	PHILIPPINES	15%	30%	55%	-15
BULGARIA	38%	43%	18%	-5	POLAND	43%	36%	21%	+7
CANADA	47%	19%	35%	+28	REPUBLIC OF KOREA	39%	38%	23%	+1
COLOMBIA	53%	16%	31%	+37	ROMANIA	66%	22%	12%	+44
CZECH REPUBLIC	24%	70%	6%	-46	RUSSIA	20%	59%	21%	-39
ECUADOR	24%	15%	61%	+9	SERBIA	32%	57%	11%	-25
FINLAND	65%	25%	10%	+40	SAUDI ARABIA	25%	42%	34%	-17
FRANCE	58%	30%	12%	+28	SPAIN	58%	30%	11%	+28
GEORGIA	61%	17%	21%	+44	SWITZERLAND	58%	36%	6%	+22
GERMANY	49%	44%	7%	+5	SYRIA	80%	12%	9%	+68
GHANA	66%	20%	14%	+46	THAILAND	9%	7%	84%	+2
HUNGARY	22%	66%	12%	-44	TURKEY	26%	39%	35%	-13
HONG KONG	55%	25%	20%	+30	UK	47%	36%	17%	+11
INDIA	21%	7%	72%	+14	UKRAINE	48%	41%	10%	+7
INDONESIA	26%	8%	66%	+18	USA	41%	20%	39%	+21
IRAQ	60%	19%	21%	+41	VIETNAM	47%	2%	52%	+45
ITALY	32%	53%	15%	-21					

Favorable = Very Favorable Opinion + Somewhat Favorable Opinion

Unfavorable = Very Unfavorable Opinion + Somewhat Unfavorable Opinion



OPINION OF GLOBAL LEADERS – BY COUNTRY

Favourable vs. Unfavourable opinion of French President Emmanuel Macron

(Countries presented in alphabetical order)

Country	Favorable	Unfavorable	DK/NR	NET Score	Country	Favorable	Unfavorable	DK/NR	NET Score
Global Average	38%	32%	30%	+6	JAPAN	25%	24%	52%	+1
AFGHANISTAN	35%	42%	22%	-7	KAZAKHSTAN	31%	31%	38%	0
ALBANIA	70%	18%	12%	+52	KOSOVO	46%	18%	37%	+28
ARGENTINA	21%	17%	62%	+4	MACEDONIA	30%	42%	28%	-12
ARMENIA	84%	5%	11%	+79	MOLDOVA	56%	12%	31%	+44
AUSTRIA	52%	35%	14%	+17	NETHERLANDS	45%	31%	24%	+14
AZERBAIJAN	24%	25%	51%	-1	NIGERIA	45%	27%	27%	+18
B&H	33%	51%	17%	-18	PAKISTAN	25%	54%	21%	-29
BRAZIL	49%	34%	17%	+15	PHILIPPINES	16%	30%	55%	-14
BULGARIA	50%	25%	26%	+25	POLAND	39%	34%	26%	+5
CANADA	34%	29%	38%	+5	REPUBLIC OF KOREA	36%	37%	27%	-1
COLOMBIA	51%	28%	21%	+23	ROMANIA	66%	15%	19%	+51
CZECH REPUBLIC	42%	47%	11%	-5	RUSSIA	21%	54%	25%	-33
ECUADOR	20%	22%	57%	-2	SERBIA	32%	44%	24%	-12
FINLAND	56%	28%	17%	+28	SAUDI ARABIA	23%	51%	27%	-28
FRANCE	22%	72%	6%	-50	SPAIN	38%	42%	20%	-4
GEORGIA	50%	12%	38%	+38	SWITZERLAND	56%	32%	11%	+24
GERMANY	55%	30%	16%	+25	SYRIA	40%	35%	24%	+5
GHANA	66%	23%	11%	+43	THAILAND	10%	5%	86%	+5
HUNGARY	20%	58%	21%	-38	TURKEY	16%	38%	46%	-22
HONG KONG	51%	26%	22%	+25	UK	36%	42%	22%	-6
INDIA	24%	8%	69%	+16	UKRAINE	47%	31%	22%	+16
INDONESIA	26%	7%	67%	+19	USA	35%	23%	42%	+12
IRAQ	46%	27%	27%	+19	VIETNAM	51%	0%	48%	+51
ITALY	26%	55%	20%	-29					

Favorable = Very Favorable Opinion + Somewhat Favorable Opinion

Unfavorable = Very Unfavorable Opinion + Somewhat Unfavorable Opinion



OPINION OF GLOBAL LEADERS – BY COUNTRY

Favourable vs. Unfavourable opinion of British Prime Minister Theresa May

(Countries presented in alphabetical order)

Country	Favorable	Unfavorable	DK/NR	NET Score	Country	Favorable	Unfavorable	DK/NR	NET Score
Global Average	35%	32%	33%	+3	JAPAN	23%	23%	55%	0
AFGHANISTAN	29%	49%	22%	-20	KAZAKHSTAN	28%	33%	40%	-5
ALBANIA	67%	18%	15%	+49	KOSOVO	44%	11%	44%	+33
ARGENTINA	12%	20%	67%	-8	MACEDONIA	35%	33%	32%	+2
ARMENIA	48%	17%	35%	+31	MOLDOVA	44%	22%	35%	+22
AUSTRIA	33%	50%	17%	-17	NETHERLANDS	40%	38%	23%	+2
AZERBAIJAN	28%	10%	62%	+18	NIGERIA	53%	24%	23%	+29
B&H	26%	54%	20%	-28	PAKISTAN	28%	55%	17%	-27
BRAZIL	54%	28%	19%	+26	PHILIPPINES	19%	29%	52%	-10
BULGARIA	36%	34%	30%	+2	POLAND	43%	29%	29%	+14
CANADA	35%	34%	32%	+1	REPUBLIC OF KOREA	34%	33%	33%	+1
COLOMBIA	48%	18%	34%	+30	ROMANIA	51%	19%	29%	+32
CZECH REPUBLIC	44%	39%	16%	+5	RUSSIA	17%	58%	25%	-41
ECUADOR	17%	17%	67%	0	SERBIA	22%	52%	26%	-30
FINLAND	40%	42%	19%	-2	SAUDI ARABIA	33%	36%	32%	-3
FRANCE	32%	47%	22%	-15	SPAIN	26%	53%	21%	-27
GEORGIA	46%	9%	45%	+37	SWITZERLAND	46%	35%	20%	+11
GERMANY	25%	56%	19%	-31	SYRIA	31%	38%	31%	-7
GHANA	66%	24%	10%	+42	THAILAND	16%	6%	79%	+10
HUNGARY	38%	37%	25%	+1	TURKEY	19%	34%	47%	-15
HONG KONG	48%	38%	15%	+10	UK	38%	57%	5%	-19
INDIA	18%	7%	76%	+11	UKRAINE	46%	31%	23%	+15
INDONESIA	27%	7%	67%	+20	USA	41%	22%	37%	+19
IRAQ	43%	29%	28%	+14	VIETNAM	48%	1%	51%	+47
ITALY	34%	38%	27%	-4					

Favorable = Very Favorable Opinion + Somewhat Favorable Opinion

Unfavorable = Very Unfavorable Opinion + Somewhat Unfavorable Opinion



OPINION OF GLOBAL LEADERS – BY COUNTRY

Favourable vs. Unfavourable opinion of Iranian President Hassan Rouhani

(Countries presented in alphabetical order)

Country	Favorable	Unfavorable	DK/NR	NET Score	Country	Favorable	Unfavorable	DK/NR	NET Score
Global Average	18%	38%	44%	-20	JAPAN	4%	33%	64%	-29
AFGHANISTAN	48%	47%	5%	+1	KAZAKHSTAN	36%	16%	48%	+20
ALBANIA	45%	20%	35%	+25	KOSOVO	10%	21%	70%	-11
ARGENTINA	6%	16%	78%	-10	MACEDONIA	11%	34%	54%	-23
ARMENIA	43%	18%	38%	+25	MOLDOVA	21%	15%	64%	+6
AUSTRIA	13%	50%	38%	-37	NETHERLANDS	5%	50%	46%	-45
AZERBAIJAN	41%	24%	35%	+17	NIGERIA	31%	38%	32%	-7
B&H	22%	55%	23%	-33	PAKISTAN	54%	36%	10%	+18
BRAZIL	19%	54%	27%	-35	PHILIPPINES	15%	32%	54%	-17
BULGARIA	13%	24%	63%	-11	POLAND	15%	41%	43%	-26
CANADA	8%	43%	50%	-35	REPUBLIC OF KOREA	7%	43%	50%	-36
COLOMBIA	18%	42%	41%	-24	ROMANIA	17%	24%	59%	-7
CZECH REPUBLIC	11%	50%	39%	-39	RUSSIA	22%	34%	44%	-12
ECUADOR	9%	22%	69%	-13	SERBIA	18%	33%	49%	-15
FINLAND	8%	50%	41%	-42	SAUDI ARABIA	2%	82%	16%	-80
FRANCE	9%	52%	40%	-43	SPAIN	6%	39%	55%	-33
GEORGIA	13%	22%	65%	-9	SWITZERLAND	14%	52%	35%	-38
GERMANY	9%	54%	37%	-45	SYRIA	36%	57%	7%	-21
GHANA	22%	33%	45%	-11	THAILAND	2%	10%	88%	-8
HUNGARY	8%	45%	47%	-37	TURKEY	18%	39%	43%	-21
HONG KONG	14%	47%	40%	-33	UK	8%	51%	41%	-43
INDIA	22%	8%	69%	+14	UKRAINE	24%	38%	37%	-14
INDONESIA	31%	8%	60%	+23	USA	6%	42%	52%	-36
IRAQ	29%	61%	10%	-32	VIETNAM	28%	7%	65%	+21
ITALY	11%	46%	44%	-35					

Favorable = Very Favorable Opinion + Somewhat Favorable Opinion

Unfavorable = Very Unfavorable Opinion + Somewhat Unfavorable Opinion



OPINION OF GLOBAL LEADERS – BY COUNTRY

Favourable vs. Unfavourable opinion of Saudi Arabia King Salman bin Abdulaziz Al Saud

(Countries presented in alphabetical order)

Country	Favorable	Unfavorable	DK/NR	NET Score	Country	Favorable	Unfavorable	DK/NR	NET Score
Global Average	24%	35%	40%	-11	JAPAN	3%	42%	56%	-39
AFGHANISTAN	61%	31%	8%	+30	KAZAKHSTAN	40%	15%	44%	+25
ALBANIA	44%	21%	36%	+23	KOSOVO	16%	22%	63%	-6
ARGENTINA	7%	13%	80%	-6	MACEDONIA	11%	34%	55%	-23
ARMENIA	26%	16%	58%	+10	MOLDOVA	28%	9%	63%	+19
AUSTRIA	5%	66%	29%	-61	NETHERLANDS	6%	55%	39%	-49
AZERBAIJAN	26%	16%	57%	+10	NIGERIA	40%	35%	25%	+5
B&H	19%	58%	24%	-39	PAKISTAN	65%	28%	7%	+37
BRAZIL	25%	46%	29%	-21	PHILIPPINES	16%	32%	51%	-16
BULGARIA	16%	24%	60%	-8	POLAND	19%	36%	45%	-17
CANADA	5%	57%	38%	-52	REPUBLIC OF KOREA	6%	39%	54%	-33
COLOMBIA	24%	34%	43%	-10	ROMANIA	24%	18%	58%	+6
CZECH REPUBLIC	8%	54%	39%	-46	RUSSIA	21%	34%	45%	-13
ECUADOR	11%	19%	70%	-8	SERBIA	22%	33%	45%	-11
FINLAND	2%	71%	27%	-69	SAUDI ARABIA	99%	0%	0%	+99
FRANCE	6%	60%	34%	-54	SPAIN	7%	54%	40%	-47
GEORGIA	11%	16%	72%	-5	SWITZERLAND	8%	64%	28%	-56
GERMANY	6%	62%	32%	-56	SYRIA	12%	69%	19%	-57
GHANA	21%	36%	43%	-15	THAILAND	4%	7%	89%	-3
HUNGARY	13%	39%	48%	-26	TURKEY	5%	58%	37%	-53
HONG KONG	13%	52%	36%	-39	UK	7%	68%	25%	-61
INDIA	23%	7%	70%	+16	UKRAINE	40%	30%	31%	+10
INDONESIA	83%	3%	14%	+80	USA	8%	51%	41%	-43
IRAQ	39%	55%	7%	-16	VIETNAM	32%	4%	64%	+28
ITALY	11%	40%	49%	-29					

Favorable = Very Favorable Opinion + Somewhat Favorable Opinion

Unfavorable = Very Unfavorable Opinion + Somewhat Unfavorable Opinion



OPINION OF GLOBAL LEADERS – BY COUNTRY

Favourable vs. Unfavourable opinion of Turkish President Erdogan

(Countries presented in alphabetical order)

Country	Favorable	Unfavorable	DK/NR	NET Score	Country	Favorable	Unfavorable	DK/NR	NET Score
Global Average	28%	40%	31%	-12	JAPAN	7%	30%	63%	-23
AFGHANISTAN	81%	13%	5%	+68	KAZAKHSTAN	53%	16%	31%	+37
ALBANIA	66%	31%	3%	+35	KOSOVO	71%	18%	12%	+53
ARGENTINA	7%	13%	80%	-6	MACEDONIA	56%	25%	19%	+31
ARMENIA	6%	85%	8%	-79	MOLDOVA	44%	22%	34%	+22
AUSTRIA	5%	87%	8%	-82	NETHERLANDS	2%	86%	11%	-84
AZERBAIJAN	77%	3%	20%	+74	NIGERIA	34%	33%	34%	+1
B&H	43%	43%	15%	0	PAKISTAN	61%	28%	11%	+33
BRAZIL	28%	39%	32%	-11	PHILIPPINES	12%	32%	56%	-20
BULGARIA	14%	63%	24%	-49	POLAND	16%	44%	40%	-28
CANADA	10%	39%	52%	-29	REPUBLIC OF KOREA	10%	34%	56%	-24
COLOMBIA	27%	25%	48%	+2	ROMANIA	27%	38%	35%	-11
CZECH REPUBLIC	11%	66%	23%	-55	RUSSIA	28%	42%	30%	-14
ECUADOR	10%	17%	73%	-7	SERBIA	32%	45%	23%	-13
FINLAND	3%	78%	19%	-75	SAUDI ARABIA	22%	64%	14%	-42
FRANCE	6%	65%	28%	-59	SPAIN	8%	50%	42%	-42
GEORGIA	41%	29%	30%	+12	SWITZERLAND	6%	84%	11%	-78
GERMANY	7%	82%	11%	-75	SYRIA	67%	24%	10%	+43
GHANA	33%	31%	36%	+2	THAILAND	3%	7%	90%	-4
HUNGARY	15%	55%	30%	-40	TURKEY	56%	28%	17%	+28
HONG KONG	16%	46%	38%	-30	UK	10%	52%	38%	-42
INDIA	19%	7%	74%	+12	UKRAINE	38%	37%	25%	+1
INDONESIA	55%	4%	41%	+51	USA	8%	36%	56%	-28
IRAQ	54%	39%	7%	+15	VIETNAM	33%	4%	62%	+29
ITALY	10%	58%	33%	-48					

Favorable = Very Favorable Opinion + Somewhat Favorable Opinion

Unfavorable = Very Unfavorable Opinion + Somewhat Unfavorable Opinion



OPINION OF GLOBAL LEADERS – BY COUNTRY

Favourable vs. Unfavourable opinion of Indian Prime Minister Narendra Modi

(Countries presented in alphabetical order)

Country	Favorable	Unfavorable	DK/NR	NET Score	Country	Favorable	Unfavorable	DK/NR	NET Score
Global Average	25%	24%	52%	+1	JAPAN	14%	21%	65%	-7
AFGHANISTAN	68%	22%	11%	+46	KAZAKHSTAN	37%	11%	52%	+26
ALBANIA	42%	16%	42%	+26	KOSOVO	7%	16%	77%	-9
ARGENTINA	10%	7%	83%	+3	MACEDONIA	10%	31%	58%	-21
ARMENIA	30%	8%	62%	+22	MOLDOVA	27%	6%	67%	+21
AUSTRIA	13%	28%	59%	-15	NETHERLANDS	14%	24%	62%	-10
AZERBAIJAN	22%	7%	72%	+15	NIGERIA	39%	32%	30%	+7
B&H	17%	54%	29%	-37	PAKISTAN	18%	73%	10%	-55
BRAZIL	36%	28%	36%	+8	PHILIPPINES	15%	29%	55%	-14
BULGARIA	21%	12%	67%	+9	POLAND	25%	25%	49%	0
CANADA	17%	23%	60%	-6	REPUBLIC OF KOREA	10%	35%	55%	-25
COLOMBIA	30%	18%	52%	+12	ROMANIA	22%	10%	67%	+12
CZECH REPUBLIC	15%	38%	47%	-23	RUSSIA	30%	28%	42%	+2
ECUADOR	8%	14%	78%	-6	SERBIA	29%	22%	49%	+7
FINLAND	16%	18%	66%	-2	SAUDI ARABIA	29%	25%	45%	+4
FRANCE	16%	26%	58%	-10	SPAIN	9%	17%	73%	-8
GEORGIA	17%	10%	72%	+7	SWITZERLAND	19%	29%	52%	-10
GERMANY	17%	31%	52%	-14	SYRIA	28%	22%	50%	+6
GHANA	28%	28%	44%	0	THAILAND	2%	7%	90%	-5
HUNGARY	24%	21%	55%	+3	TURKEY	14%	20%	67%	-6
HONG KONG	17%	45%	37%	-28	UK	24%	22%	53%	+2
INDIA	78%	18%	3%	+60	UKRAINE	47%	15%	37%	+32
INDONESIA	28%	9%	63%	+19	USA	16%	17%	67%	-1
IRAQ	35%	24%	41%	+11	VIETNAM	34%	6%	60%	+28
ITALY	16%	32%	53%	-16					

Favorable = Very Favorable Opinion + Somewhat Favorable Opinion

Unfavorable = Very Unfavorable Opinion + Somewhat Unfavorable Opinion



OPINION OF GLOBAL LEADERS – BY COUNTRY

Favourable vs. Unfavourable opinion of Israeli Prime Minister Netanyahu

(Countries presented in alphabetical order)

Country	Favorable	Unfavorable	DK/NR	NET Score	Country	Favorable	Unfavorable	DK/NR	NET Score
Global Average	20%	38%	43%	-18	JAPAN	3%	31%	66%	-28
AFGHANISTAN	18%	68%	13%	-50	KAZAKHSTAN	30%	20%	50%	+10
ALBANIA	46%	25%	30%	+21	KOSOVO	8%	24%	68%	-16
ARGENTINA	8%	17%	75%	-9	MACEDONIA	13%	38%	48%	-25
ARMENIA	24%	22%	54%	+2	MOLDOVA	38%	12%	50%	+26
AUSTRIA	17%	48%	35%	-31	NETHERLANDS	25%	38%	38%	-13
AZERBAIJAN	23%	23%	54%	0	NIGERIA	44%	29%	27%	+15
B&H	9%	65%	27%	-56	PAKISTAN	15%	68%	17%	-53
BRAZIL	47%	30%	24%	+17	PHILIPPINES	18%	30%	53%	-12
BULGARIA	30%	16%	54%	+14	POLAND	22%	35%	44%	-13
CANADA	19%	37%	45%	-18	REPUBLIC OF KOREA	8%	35%	57%	-27
COLOMBIA	32%	30%	38%	+2	ROMANIA	36%	17%	47%	+19
CZECH REPUBLIC	23%	41%	36%	-18	RUSSIA	22%	36%	43%	-14
ECUADOR	11%	16%	73%	-5	SERBIA	22%	31%	46%	-9
FINLAND	16%	50%	34%	-34	SAUDI ARABIA	3%	80%	18%	-77
FRANCE	13%	54%	33%	-41	SPAIN	13%	42%	44%	-29
GEORGIA	36%	11%	54%	25	SWITZERLAND	16%	53%	30%	-37
GERMANY	14%	52%	34%	-38	SYRIA	8%	82%	9%	-74
GHANA	34%	35%	31%	-1	THAILAND	3%	9%	90%	-6
HUNGARY	24%	38%	38%	-14	TURKEY	2%	62%	35%	-60
HONG KONG	15%	48%	36%	-33	UK	18%	43%	39%	-25
INDIA	16%	6%	77%	+10	UKRAINE	49%	22%	29%	+27
INDONESIA	14%	34%	52%	-20	USA	27%	29%	44%	-2
ITALY	21%	35%	44%	-14	VIETNAM	28%	7%	65%	+21

Favorable = Very Favorable Opinion + Somewhat Favorable Opinion

Unfavorable = Very Unfavorable Opinion + Somewhat Unfavorable Opinion



OPINION OF GLOBAL LEADERS – BY COUNTRY

Favourable vs. Unfavourable opinion of Pope Francis

(Countries presented in alphabetical order)

Country	Favorable	Unfavorable	DK/NR	NET Score	Country	Favorable	Unfavorable	DK/NR	NET Score
Global Average	51%	23%	27%	+28	KAZAKHSTAN	37%	16%	47%	+21
ALBANIA	82%	15%	4%	+67	KOSOVO	36%	16%	48%	+20
ARGENTINA	62%	28%	10%	+34	MACEDONIA	28%	38%	34%	-10
ARMENIA	82%	9%	9%	+73	MOLDOVA	54%	10%	35%	+44
AUSTRIA	64%	23%	14%	+41	NETHERLANDS	47%	29%	23%	+18
AZERBAIJAN	26%	20%	54%	+6	NIGERIA	57%	26%	17%	+31
B&H	42%	39%	19%	+3	PAKISTAN	26%	58%	16%	-32
BRAZIL	81%	15%	5%	+66	PERU	64%	22%	14%	+42
BULGARIA	54%	10%	36%	+44	PHILIPPINES	87%	8%	5%	+79
CANADA	45%	29%	26%	+16	POLAND	75%	10%	15%	+65
COLOMBIA	87%	10%	3%	+77	REPUBLIC OF KOREA	76%	16%	8%	+60
CZECH REPUBLIC	54%	32%	14%	+22	ROMANIA	78%	8%	14%	+70
ECUADOR	73%	18%	9%	+55	RUSSIA	28%	31%	41%	-3
FINLAND	50%	27%	22%	+23	SERBIA	26%	48%	26%	-22
FRANCE	47%	33%	20%	+14	SAUDI ARABIA	6%	53%	41%	-47
GEORGIA	57%	9%	34%	+48	SPAIN	75%	15%	10%	+60
GERMANY	54%	28%	19%	+26	SWITZERLAND	60%	27%	14%	+33
GHANA	76%	21%	3%	+55	SYRIA	42%	9%	48%	+33
HUNGARY	61%	22%	16%	+39	THAILAND	22%	8%	70%	+14
HONG KONG	49%	30%	21%	+19	TURKEY	7%	36%	57%	-29
INDIA	6%	4%	89%	+2	UK	53%	26%	20%	+27
INDONESIA	22%	8%	70%	+14	UKRAINE	58%	20%	22%	+38
IRAQ	41%	24%	35%	+17	USA	55%	24%	21%	+31
ITALY	88%	8%	5%	+80	VIETNAM	46%	1%	53%	+45
JAPAN	35%	15%	50%	+20					

Favorable = Very Favorable Opinion + Somewhat Favorable Opinion
 Unfavorable = Very Unfavorable Opinion + Somewhat Unfavorable Opinion

